



Product Environmental Profile

Acti 9 iEM3300 Energy meter



PEP ecopassport SCHN-2014-010



Product Environmental Profile - PEP

Product overview

The Acti 9 iEM3300 series Energy Meter is a cost-attractive, competitive range of DIN rail-mounted meters ideal for sub-billing and cost allocation applications, which provides direct measurement up to 125A in 3-phase circuits. Its function unit is the measurement of electrical power 24 hours a day for 10 years.

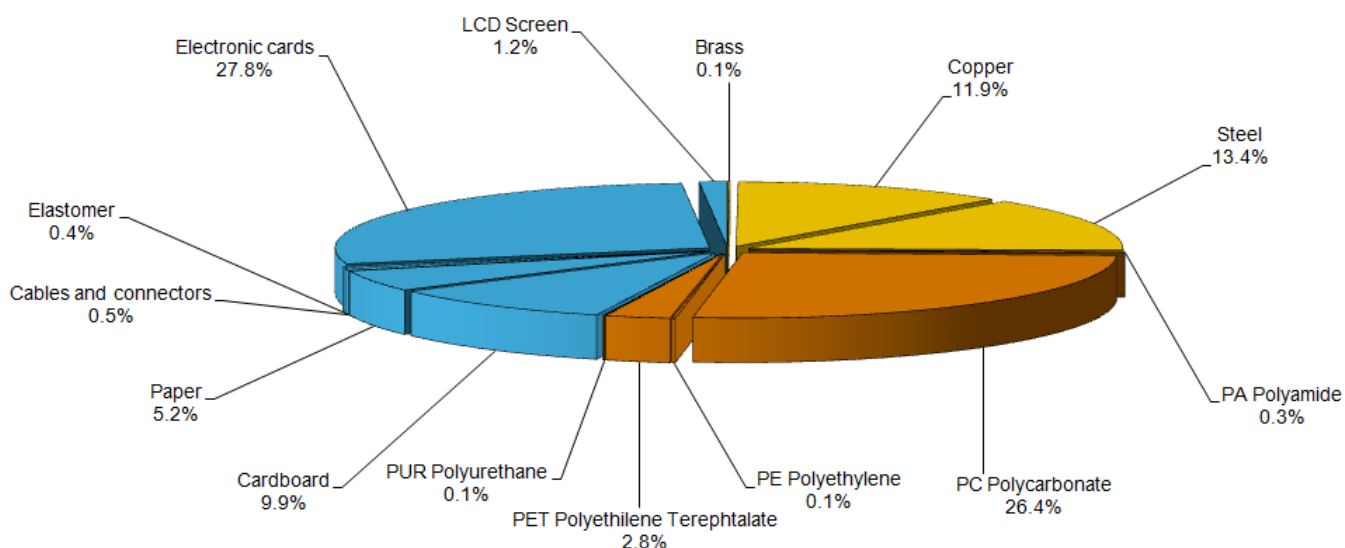
The representative product used for the analysis is A9MEM3355.

The environmental analysis was performed in conformity with ISO 14040.

Constituent materials

The mass of the product range is 708 g including packaging. It is 708 g for the A9MEM3355

The constituent materials are distributed as follows:



Substance assessment

Products of this range are designed in conformity with the requirements of the RoHS directive (European Directive 2002/95/EC of 27 January 2003) and do not contain, or only contain in the authorised proportions, lead, mercury, cadmium, hexavalent chromium or flame retardants (polybrominated biphenyls - PBB, polybrominated diphenyl ethers - PBDE) as mentioned in the Directive.

Details of ROHS and REACH substances information are available on the Schneider-Electric [Green Premium website](http://www2.schneider-electric.com/sites/corporate/en/products-services/green-premium/green-premium.page).

(<http://www2.schneider-electric.com/sites/corporate/en/products-services/green-premium/green-premium.page>)

Manufacturing

The Acti 9 iEM3300 Energy Meter product range is manufactured at a Schneider Electric production site on which an ISO14001 certified environmental management system has been established.

Distribution

The weight and volume of the packaging have been optimized, based on the European Union's packaging directive.

The Acti 9 iEM3300 Energy Meter packaging weight is 106.6 g. It consists of Cardboard (70 g) and Paper (36.6 g) for A9MEM3355.

The product distribution flows have been optimised by setting up local distribution centres close to the market area.

Use

The products of the Acti 9 iEM3300 Energy Meter range do not generate environmental pollution (noise, emissions) requiring special precautionary measures in standard use.

The electrical power consumption depends on the conditions under which the product is implemented and used. The electrical power consumed by the Acti 9 iEM3300 Energy Meter is 10 W. It is 10 W in active mode at 100% uptime for A9MEM3355.

The product range does not require special maintenance operations.

Product Environmental Profile - PEP

End of life

At end of life, the products have been optimized to decrease the amount of waste and allow recovery of the product components and materials. This product range contains PCBA that should be separated from the stream of waste so as to optimize end-of-life treatment by special treatments. The location of these components and other recommendations are given in the End of Life Instruction document which is available for this product range on the Schneider-Electric Green Premium website [Green Premium website](http://www2.schneider-electric.com/sites/corporate/en/products-services/green-premium/green-premium.page) (<http://www2.schneider-electric.com/sites/corporate/en/products-services/green-premium/green-premium.page>).

The recyclability potential of the products has been evaluated using the "ECO DEEE recyclability and recoverability calculation method" (version V1, 20 Sep. 2008 presented to the French Agency for Environment and Energy Management: ADEME).

According to this method, the potential recyclability ratio is: 48 %.

As described in the recyclability calculation method this ratio includes only metals and plastics which have proven industrial recycling processes.

Environmental impacts

Life cycle assessment has been performed on the following life cycle phases: Materials and Manufacturing (M), Distribution (D), Installation (I) Use (U), and End of life (E).

Modeling hypothesis and method:

- the calculation was performed on the A9MEM3355
 - product packaging: is included
 - installation components: no special components included.
 - scenario for the Use phase: this product range is included in the category 2 Energy consuming product: (assumed service life is 10 years and use scenario is: Product dissipation is 10 W at active mode for the 100% uptime).
 - the geographical representative area for the assessment is Europe and electrical power model used for calculation is European model.
- End of life impacts are based on a worst case transport distance to the recycling plant (1000km)

Presentation of the product environmental impacts

Environmental indicators	Unit	A9MEM3355					
		S = M + D + I + U + E	M	D	I	U	E
Air Acidification (AA for PEP)	kg H+ eq	1.1622E-01	4.4394E-03	2.2837E-05	0.0000E+00	1.1175E-01	9.1619E-06
Air Toxicity (AT for PEP)	m ³	1.3563E+08	5.9753E+06	3.3947E+04	0.0000E+00	1.2961E+08	1.3645E+04
Energy Depletion (ED for PEP)	MJ	1.0738E+04	2.5781E+02	1.7117E+00	0.0000E+00	1.0478E+04	6.5776E-01
Global Warming Potential (GWP for PEP)	kg CO ₂ eq.	5.3709E+02	1.9341E+01	1.2171E-01	0.0000E+00	5.1758E+02	4.6692E-02
Hazardous Waste Production (HWP for PEP)	kg	6.3925E-01	5.5046E-01	1.5035E-07	0.0000E+00	8.8792E-02	5.7774E-08
Ozone Depletion Potential (ODP for PEP)	kg CFC-11 eq.	1.1916E-04	1.2467E-06	2.3016E-10	0.0000E+00	1.1792E-04	8.8443E-11
Photochemical Ozone Creation Potential (POCP for PEP)	kg C ₂ H ₄ eq.	3.6495E-02	4.4704E-03	3.1367E-05	0.0000E+00	3.1981E-02	1.1621E-05
Raw Material Depletion (RMD for PEP)	Y-1	8.0252E-14	7.3267E-14	2.4824E-18	0.0000E+00	6.9814E-15	9.5389E-19
Water Depletion (WD for PEP)	dm ³	1.5231E+03	1.7397E+02	1.2612E-02	0.0000E+00	1.3492E+03	4.8465E-03
Water Eutrophication (WE for PEP)	kg PO ₄ ³⁻ eq.	5.5968E-03	6.7637E-04	2.2570E-07	0.0000E+00	4.9201E-03	8.6728E-08
Water Toxicity (WT for PEP)	m ³	2.3331E+02	2.8076E+00	5.1922E-02	0.0000E+00	2.3043E+02	1.9952E-02

Life cycle assessment has been performed with the EIME software (Environmental Impact and Management Explorer), version 5.3, and with its database version 2013-02

The use phase is the life cycle phase which has the greatest impact on the majority of environmental indicators.

According to this environmental analysis, proportionality rules may be used to evaluate the impacts of other products of this range:

- for all indicators EXCEPT HWP/RMD, the extrapolation parameter is the power consumption of the product;
- for indicators HWP and RMD, the extrapolation parameter is the mass of the product;

System approach

As the products of the range are designed in accordance with the RoHS Directive (European Directive 2002/95/EC of 27 January 2003), they can be incorporated without any restriction in an assembly or an installation subject to this Directive.

Please note that the values given above are only valid within the context specified and cannot be used directly to draw up the environmental assessment of an installation.

Glossary

Raw Material Depletion (RMD)	This indicator quantifies the consumption of raw materials during the life cycle of the product. It is expressed as the fraction of natural resources that disappear each year, with respect to all the annual reserves of the material.
Energy Depletion (ED)	This indicator gives the quantity of energy consumed, whether it be from fossil, hydroelectric, nuclear or other sources. This indicator takes into account the energy from the material produced during combustion. It is expressed in MJ.
Water Depletion (WD)	This indicator calculates the volume of water consumed, including drinking water and water from industrial sources. It is expressed in dm ³ .
Global Warming (GW)	The global warming of the planet is the result of the increase in the greenhouse effect due to the sunlight reflected by the earth's surface being absorbed by certain gases known as "greenhouse-effect" gases. The effect is quantified in gram equivalent of CO ₂ .
Ozone Depletion (OD)	This indicator defines the contribution to the phenomenon of the disappearance of the stratospheric ozone layer due to the emission of certain specific gases. The effect is expressed in gram equivalent of CFC-11.
Air Toxicity (AT)	This indicator represents the air toxicity in a human environment. It takes into account the usually accepted concentrations for several gases in the air and the quantity of gas released over the life cycle. The indication given corresponds to the air volume needed to dilute these gases down to acceptable concentrations.
Photochemical Ozone Creation (POC)	This indicator quantifies the contribution to the "smog" phenomenon (the photochemical oxidation of certain gases which generates ozone) and is expressed in gram equivalent of ethylene (C ₂ H ₄).
Air Acidification (AA)	The acid substances present in the atmosphere are carried by rain. A high level of acidity in the rain can cause damage to forests. The contribution of acidification is calculated using the acidification potentials of the substances concerned and is expressed in mode equivalent of H ⁺ .
Water Toxicity (WT)	This indicator represents the water toxicity. It takes into account the usually accepted concentrations for several substances in water and the quantity of substances released over the life cycle. The indication given corresponds to the water volume needed to dilute these substances down to acceptable concentrations.
Hazardous Waste Production (HWP)	This indicator calculates the quantity of specially treated waste created during all the life cycle phases (manufacturing, distribution and utilization). For example, special industrial waste in the manufacturing phase, waste associated with the production of electrical power, etc. It is expressed in kg.

Registration No.: SCHN-2014-010-V1		Applicable PCR: PEP-PCR-ed 2.1-EN-2012 12 11 PSR : PSR-0005-ed1-EN-2012 12 11	
Accreditation No. of verifier:: VH08		Programme information: www.pep-ecopassport.org	
Date of issue: 04-2014		Period of validity: 4 years	
Independent verification of the declaration and data, in compliance with ISO 14025:2006			
Internal		External	X External
In compliance with the ISO 14025:2006 type III environmental declaration standard.			
The critical review of the PCR was conducted by a panel of experts chaired by J. Chevalier (CSTB).			



Schneider Electric Industries SAS
 35, rue Joseph Monier
 CS 30323
 F- 92506 Rueil Malmaison Cedex
 RCS Nanterre 954 503 439
 Capital social 896 313 776 €

www.schneider-electric.com

Published by: Schneider Electric