

# PRODUCT DATASHEET

## FL MAX POWER SUPPLY P 600W WAL

FLOODLIGHT MAX POWER SUPPLY | Floodlight Max power supplies



PERFOR-  
MANCE  
CLASS

### Areas of application

- Outdoor use (IP66)
- Lighting of large areas
- Sports facilities
- Construction areas

### Product benefits

- Highly robust and durable
- Quick and easy wiring, due to tool-free housing opening
- Optimized product logistic, luminaire heads and power supplies to be ordered separately in stand-alone packaging
- 5 years guarantee

### Product features

- Power supply for Floodlight Max luminaire heads
- Joint or separate installation with Floodlight Max luminaire head with up to 40 m distance
- M20 and M25 PG glands for mains cable feed-in
- LED-module wiring by means of pre-installed fast quick release connector
- High surge protection: up to 10 kV (L/N-PE and L-N)



## TECHNICAL DATA

### Electrical data

Nominal wattage	600.00 W
Nominal voltage	200...277 V
Mains frequency	50...60 Hz
Nominal current	2600 mA
Inrush current	90 A
Inrush current time $T_{h50}$	1200 $\mu$ s
Max. number of luminaires per miniature circuit breaker C16	1
Power factor $\lambda$	0.95
Total harmonic distortion	< 20 %
Protection class	I

### Photometrical data

Luminous intensity	-
Flickering metric (Pst LM)	-
Stroboscope effect metric (SVM)	-

### Dimensions & Weight

Length	188.00 mm
Width	447.00 mm
Height	146.00 mm
Product weight	6700.00 g

FL MAX POWER SUPPLY P 600W

### Materials & Colors

Cover material	Aluminium
Glow Wire Test according to IEC 60695-2-12	650 °C
Mercury content	0.0 mg

### Application & Mounting

Ambient temperature range	-30...+50 °C
---------------------------	--------------

Temperature range at storage	-40...+70 °C
Type of protection	IP67
Protection class IK (shock resistance)	IK08
Dimmable	No
Mounting location	Wall / Pole / Floor
With light source	No

### Lifespan

Number of switching cycles	100000
----------------------------	--------

### Control gear

Output current	3160 mA
----------------	---------

### Certificates & Standards

Standards	CE / CB / ENEC / EAC / EPD
Luminaire with limited surface temperature, "D sign"	No
Ball shot safe	Yes
EPD	LEDV-00007-V01.01-EN


### EQUIPMENT / ACCESSORIES







- Extension cables and mounting kit for pole installation of power supply in preparation

### Safety advice

- Floodlight Max Luminaire Heads must be operated with official Floodlight Max Power Supplies only, as described in the user manual.
- If only one fixation point is used for luminaires installed higher >3m, a secondary fixation of luminaire and bracket (e.g. a restraining wire) is needed for safety reasons.
- All electrical connections must be made by a qualified person.
- Caution, risk of electric shock.
- Product in protection class I. All electrically conductive, metallic housing parts that can absorb voltage during operation or during maintenance in the event of a fault must be continuously connected to the protective earthing conductor.
- Do not stare at the operating light source: The luminaire should be positioned so that prolonged staring into the luminaire at a distance closer than 4 m is not expected.

### DOWNLOAD DATA

Documents and certificates	Document name
 User instruction / safety instructions	FLOODLIGHT MAX

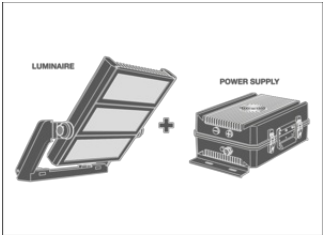
Documents and certificates		Document name
	Legal information	Legal Insert FL MAX LUM/POWER SUPPLY
	Legal information	Informationstext 18 Abs 4 ElektroG
	Declarations of conformity	FL MAX P LUM
	Declarations of conformity UKCA	FL MAX
	Declarations of conformity UKCA	FL MAX LUM P and POWER SUPPLY P
Tender texts		Document name
	Tender documents	FLOODLIGHT MAX POWER SUPPLY 600W WAL-EN




LOGISTICAL DATA

Product code	Packaging unit (Pieces/Unit)	Dimensions (length x width x height)	Gross weight	Volume
4058075580718	Folding box 1	502 mm x 254 mm x 197 mm	7347.00 g	25.12 dm³
4058075580725	Shipping box 2	537 mm x 537 mm x 234 mm	12950.00 g	67.48 dm³

The mentioned product code describes the smallest quantity unit which can be ordered. One shipping unit can contain one or more single products. When placing an order, for the quantity please enter single or multiples of a shipping unit.

ADDITIONAL CATALOG INFORMATION



LDV FL MAX										
	S to	$\alpha = 0^\circ$	$\alpha = 30^\circ$	$\alpha = 60^\circ$	$\alpha = 90^\circ$		BS	CR	CAS	OW
600 W	BS	0.12m	0.17m	0.20m	0.20m	<75kg	2	2	4	
	BS	0.20m	0.26m	0.28m	0.28m					
	BS	0.26m	0.32m	0.34m	0.34m					
900 W	BS	0.13m	0.20m	0.23m	0.23m	<100kg	1	1	2	
	BS	0.23m	0.29m	0.31m	0.31m					
	BS	0.29m	0.35m	0.37m	0.37m					
1200 W	BS	0.13m	0.20m	0.23m	0.23m	<150kg	1	1	2	
	BS	0.25m	0.30m	0.32m	0.32m					
	BS	0.30m	0.36m	0.38m	0.38m					

References / Links

– For Guarantee see [www.ledvance.com/guarantee](http://www.ledvance.com/guarantee)

---

## DISCLAIMER

Subject to change without notice. Errors and omission excepted. Always make sure to use the most recent release.