

PRODUCT DATASHEET

DL IP44 DN 90 4W 865 WT

DOWNLIGHT IP44 | Downlights with IP44 grade



Areas of application

- Direct replacement for luminaires with fluorescent lamps
- General illumination
- Public areas
- Stairways
- Corridors
- Shops
- Bathrooms

Product benefits

- High luminous efficacy
- Very homogenous light
- Simple installation thanks to integrated driver

Product features

- Type of protection: IP44
- Luminous efficacy: 100 lm/W



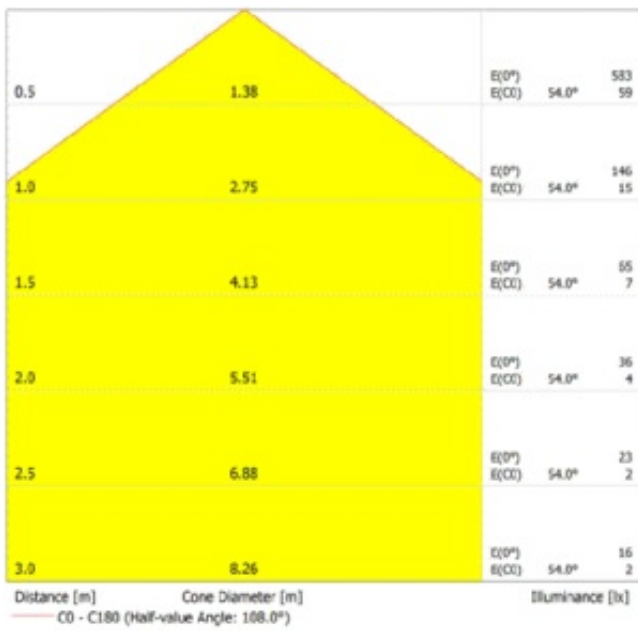
TECHNICAL DATA

Electrical data

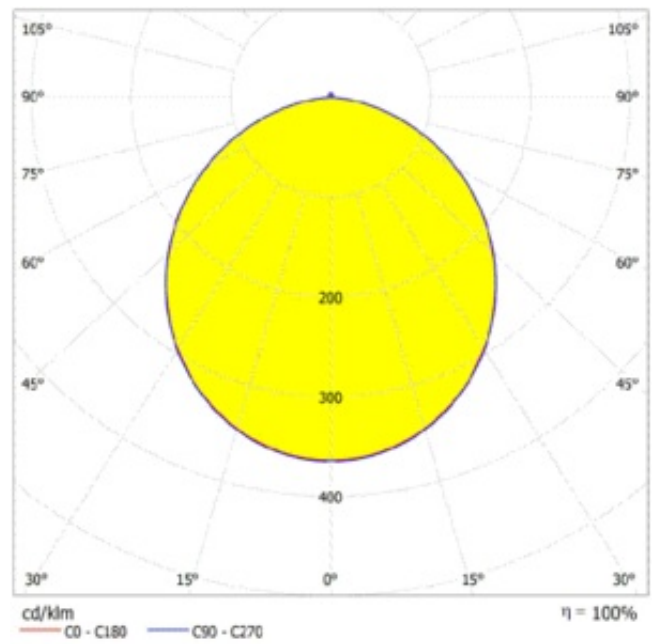
| | |
|---|-----------------------|
| Nominal wattage | 4.00 W |
| Nominal voltage | 220...240 V |
| Mains frequency | 50...60 Hz |
| Nominal current | 30.000 mA |
| Inrush current | 4.4 A |
| Inrush current time T_{h50} | 250 μ s |
| Max. number of luminaires per miniature circuit breaker B16 | 373 |
| Max. number of luminaires per miniature circuit breaker C10 | 200 |
| Max. number of luminaires per miniature circuit breaker C16 | 320 |
| Power factor λ | 0.50 |
| Total harmonic distortion | < 80 % |
| Protection class | II |
| Operating mode | Integrated LED driver |

Photometrical data

| | |
|--|----------------------|
| Luminous flux | 400 lm |
| Luminous efficacy | 100 lm/W |
| Color temperature | 6500 K |
| Light color (designation) | Cool Daylight |
| Color rendering index Ra | > 80 |
| Standard deviation of color matching | < 6 sdc _m |
| Low flicker | Yes |
| Photobiological safety group acc. to EN62778 | RG0 |
| Photobiological safety group acc. to EN62471 | RG0 |
| Beam angle | 100 ° |



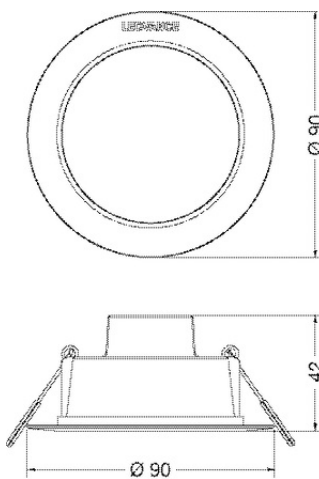
DL IP44 DN 90 4W



DL IP44 DN 90 4W

Dimensions & Weight

| | |
|----------------|----------|
| Diameter | 90.00 mm |
| Height | 42.00 mm |
| Product weight | 50.00 g |



DL IP44 DN 90 4W

Materials & Colors

| | |
|--|--------------------|
| Product color | White |
| Housing color | White |
| Body material | Polycarbonate (PC) |
| Cover material | Polycarbonate (PC) |
| Light emitting surface material | Polycarbonate (PC) |
| Glow Wire Test according to IEC 60695-2-12 | 650 °C |
| Mercury content | 0.0 mg |

Application & Mounting

| | |
|--|---------------|
| Ambient temperature range | -20...+40 °C |
| Temperature range at storage | -20...+80 °C |
| Type of connection | Cable, 2-pole |
| Type of protection | IP44 |
| Protection class IK (shock resistance) | IK03 |
| Dimmable | No |
| Mounting type | Recessed |
| Mounting location | Ceiling |
| Application environment | Indoor |
| Mounting diameter | 75 mm |
| Mounting depth | 40 mm |
| Adjustable | No |
| With light source | Yes |

Lifespan

| | |
|----------------------------|-----------------------|
| Lifespan L70/B50 at 25 °C | 20000 h ¹⁾ |
| Lifespan L80/B10 at 25 °C | 18000 h ¹⁾ |
| Lifespan L80/B50 at 25 °C | 18000 h |
| Lifespan L90/B10 at 25 °C | 15000 h |
| Number of switching cycles | 100000 |

¹⁾ t[h]: L70 / B50 @ 25 °C (Ta), t[h]: L80 / B10 @ 25 °C (Ta), t[h]: L90 / B10 @ 25 °C (Ta)


Control gear

| | |
|-----------------------------|-------|
| Output current | 66 mA |
| ECG - Output ripple current | < 5 % |

Certificates & Standards

| | |
|--|-----------------------------|
| Standards | CE / EMC / ROHS 2.0 / REACH |
| Luminaire with limited surface temperature, "D sign" | No |
| Ball shot safe | No |
| Replaceable light source (EPREL) | Not replaceable |







Accessories Optional



| Product image | Product name | EAN |
|---|------------------------|---------------|
|  | DL IP44 FRAME DN 90 WT | 4058075709881 |






EQUIPMENT / ACCESSORIES



– Surface mounting frames available as accessories


DOWNLOAD DATA

| Documents and certificates | Document name |
|---|---|
|  User instruction / safety instructions | DL IP44 DN 115 8W 830 WT |
|  Legal information | Informationstext 18 Abs 4 ElektroG |
|  Legal information | DL IP44 DN 115 8W 830 WT |
|  Legal information | DL IP44 DN WT |
|  Declarations of conformity | CE Declaration of Conformity DOWNLIGHT IP44 DN WT |
|  Declarations of conformity UKCA | UKCA Declaration of Conformity DOWNLIGHT IP44 DN WT |

| Photometric and lighting design files | Document name |
|--|-------------------------|
|  IES file (IES) | DL IP44 DN 90 4W 865 WT |
|  LDT file (Eulumdat) | DL IP44 DN 90 4W 865 WT |

| Photometric and lighting design files | | Document name |
|---|-------------------------------------|-------------------------|
|  | ULD file (DIALux) | DL IP44 DN 90 4W 865 WT |
|  | ROLF file (RELUX) | DL IP44 DN 90 4W 865 WT |
|  | UGR file (UGR table) | DL IP44 DN 90 4W |
|  | Light distribution curve type cone | DL IP44 DN 90 4W |
|  | Light distribution curve type polar | DL IP44 DN 90 4W |

| CAD/BIM files | | Document name |
|---|--------------|---------------------|
|  | BIM Revit 3D | DL IP44 |
|  | CAD STEP 3D | DL IP44 DN 90 4W WT |

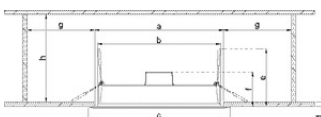
| Tender texts | | Document name |
|---|------------------|-----------------------------------|
|  | Tender documents | DOWNLIGHT IP44 DN 90 4W 865 WT-EN |

LOGISTICAL DATA

| Product code | Packaging unit (Pieces/Unit) | Dimensions (length x width x height) | Gross weight | Volume |
|---------------|------------------------------|--------------------------------------|--------------|----------------------|
| 4058075702929 | Folding box 1 | 95 mm x 51 mm x 95 mm | 83.00 g | 0.46 dm ³ |
| 4058075702936 | Shipping box 10 | 269 mm x 200 mm x 111 mm | 845.00 g | 5.97 dm ³ |

The mentioned product code describes the smallest quantity unit which can be ordered. One shipping unit can contain one or more single products. When placing an order, for the quantity please enter single or multiples of a shipping unit.

ADDITIONAL CATALOG INFORMATION



| Model | a [mm] | b [mm] | c [mm] | d [mm] | e [mm] | f [mm] | g [mm] | h [mm] |
|---------------|--------|--------|--------|--------|--------|--------|--------|--------|
| DL IP44 DN90 | Ø 75 | Ø 58 | Ø 30 | 3-25 | Ø 6 | 42 | -102 | -170 |
| DL IP44 DN115 | Ø 100 | Ø 80 | Ø 31 | 3-25 | Ø 6 | 42 | -102 | -170 |
| DL IP44 DN165 | Ø 130 | Ø 100 | Ø 31 | 3-25 | Ø 6 | 42 | -102 | -170 |
| DL IP44 DN190 | Ø 111 | Ø 88 | Ø 30 | 3-25 | Ø 6 | 42 | -102 | -170 |
| DL IP44 DN215 | Ø 200 | Ø 154 | Ø 215 | 3-25 | Ø 6 | 42 | -160 | -170 |

DISCLAIMER

Subject to change without notice. Errors and omission excepted. Always make sure to use the most recent release.