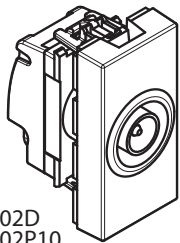


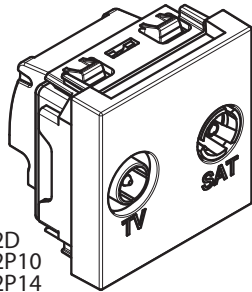
Classia

TV - RD - SAT sockets

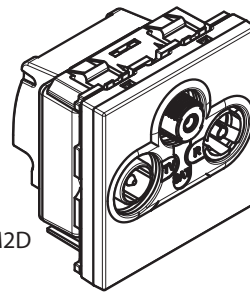
RW4202D - RA4202D - RG4202D --- RW4202P10 - RA4202P10 - RG4202P10
 RW4202P14 - RA4202P14 - RG4202P14 --- RW4217M2D - RA4217M2D - RG4217M2D
 RW4217M2P10 - RA4217M2P10 - RG4217M2P10 --- RW4217M2P14 - RA4217M2P14 - RG4217M2P14
 RW4210M2D - RG4210M2D --- RW4202F - RG4202F



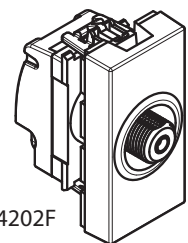
..4202D
 ..4202P10
 ..4202P14



..4217M2D
 ..4217M2P10
 ..4217M2P14



..4210M2D



..4202F

Use

TV and SAT sockets for cabled installation.

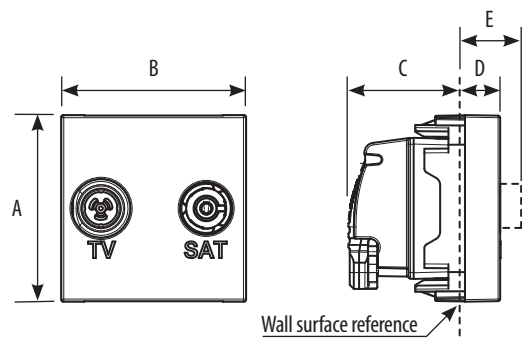
Range

Designation	Item
Star coaxial socket Ø 9.5 mm male connector 1 Module	<input type="checkbox"/> RW4202D <input type="checkbox"/> RA4202D <input type="checkbox"/> RG4202D
Terminal coaxial socket -10 dB attenuation Ø 9.5 mm male connector incorporated impedance final adapter 75Ω 1 module	<input type="checkbox"/> RW4202P10 <input type="checkbox"/> RA4202P10 <input type="checkbox"/> RG4202P10
Passthrough coaxial socket -14 dB attenuation Ø 9.5 mm male connector 1 Module	<input type="checkbox"/> RW4202P14 <input type="checkbox"/> RA4202P14 <input type="checkbox"/> RG4202P14
Star demixed coaxial socket TV Ø 9.5 mm male connector SAT Ø 9.5 mm female connector 2 Modules	<input type="checkbox"/> RW4217M2D <input type="checkbox"/> RA4217M2D <input type="checkbox"/> RG4217M2D
Terminal demixed coaxial socket -10 dB attenuation TV Ø 9.5 mm male connector SAT Ø 9.5 mm female connector incorporated impedance final adapter 75Ω 2 modules	<input type="checkbox"/> RW4217M2P10 <input type="checkbox"/> RA4217M2P10 <input type="checkbox"/> RG4217M2P10
Passthrough demixed coaxial socket -14 dB attenuation TV Ø 9.5 mm male connector SAT Ø 9.5 mm female connector 2 Modules	<input type="checkbox"/> RW4217M2P14 <input type="checkbox"/> RA4217M2P14 <input type="checkbox"/> RG4217M2P14
Star demixed coaxial socket TV Ø 9.5 mm male connector SAT Type F connector R Ø 9.5 mm female connector 2 Modules	<input type="checkbox"/> RW4210M2D <input type="checkbox"/> RG4210M2D
Type F coaxial socket impedance 75 ohm 1 module	<input type="checkbox"/> RW4202F <input type="checkbox"/> RG4202F

Color code:

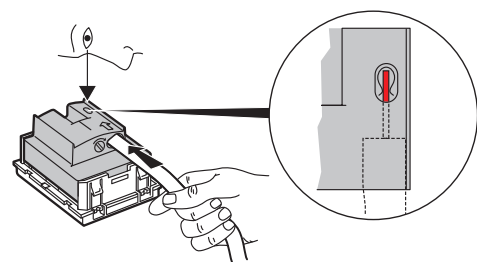
White colour Aluminum colour Black colour

Overall dimensions (mm)



	A	B	C	D	E
..4202..	45.1	22.5	21.7	9.8	10.4
..4217....	45.1	44.7	26.9	9.8	-----
..4210...	45.1	45	26.9	9.8	12.8
..4202F	45.1	22.5	21.7	9.8	13.9

Connection



Cabling precautions

Stripping length



Technical characteristics

- Protection index

(considering a complete installation, including cover plate)
 Penetration by solid bodies/liquid: IP20D

- Mechanical characteristics

Impact test: IK 04

- Material characteristics

Material:
 Mechanism: Zamak
 Key cover: ABS

Halogen free.

UV resistant.

Self-extinguishing:

850° C / 30 s for insulating parts holding live parts in place
 650° C / 30 s for other parts made of insulating materials

- Electrical characteristics

- Male TV connector Ø 9.52 mm to IEC 61169-2
- Female FM connector Ø 9.52 mm to IEC 61169-2
- SAT FM connector Ø 9.52 mm to IEC 61169-2
- "F" SAT screw-in connector Ø 9.4 mm
- Self-extinguishing: 650° C / 30 s
- Frequency bands: TV : 5 - 68 / 120 - 862 MHz
 FM: 87.5 - 108 MHz
 SAT: 950 - 2400 MHz
- Typical impedance: 75 Ω
- Feedback channel on TV connector
- Loss through shield: UHF > 65 dB
 VHF > 75 dB
 SAT > 55 dB
- Max. Ø of incoming cable on input: 7 mm

- Climatic characteristics

Storage temperature: - 10° C to + 70° C
 Use temperature: - 5° C to + 35° C

Performance

Cat. No.	Zo	Q	□	B1	FM	VHF	UHF	SAT IF							
	Ohm								-----	22 / 0.6	40 - 68	87.5 - 108	120 - 470	470 - 862	950 - 2150
	Ω								V/mA	KHz / V	MHz	MHz	MHz	MHz	MHz
..4202D ..4202F	75	500 mA	1.5 dB												
..4202P14	75			14 dB											
..4202P10	75			10 dB											
..4217M2D	75	TV		1.5 dB											
		SAT	500 mA	1.5 dB				1.5 dB							
..4217M2P14	75	TV		14 dB											
		SAT	500 mA	1.5 dB				1.5 dB							
..4217M2P10	75	TV		10 dB											
		SAT	500 mA	1.5 dB				1.5 dB							
..4210M2D	75	TV		1.5 dB		1.5 dB									
		RD			1.5 dB										
		SAT	500 mA	1.5 dB				1.5 dB							

Standards and approvals

Compliance with standards CEI/EN 61169-1
 CEI/EN 61169-2
 CEI/EN 61169-24.
 Refer to e.catalogue.

Cleaning

Clean the surface with a cloth.
 Do not use acetone, tar-removing cleaning agents or trichloroethylene.
Caution: Always test before using special cleaning products.