

PRODUCT DATASHEET

LN SF IP44 EM 1500 P 45W 840 WT

LINEAR SURFACE IP44 EMERGENCY | Robust IP44 luminaires with direct light emission, integrated driver and integrated emergency lighting function, up to 137 lm/W



Areas of application

- Emergency illumination of escape routes
- Antipanic lighting
- Buildings requiring up to 3 h emergency light operation
- Efficient replacement for traditional T8 and T5 luminaires
- Public buildings
- Corridors, stairways

Product benefits

- Seamless integration of luminaires with emergency lighting function into general lighting
- Protection against cover falling, theft and vandalism thanks to safety screws
- Easy wiring thanks to included prewired driver and battery for Emergency lighting function
- Simple testing of luminaires with emergency lighting function thanks to integrated automatic test function
- Convenient visualization of results of automatic test with an included control LED
- Operation of integrated emergency lighting function with long life LiFePO4 battery with 3h battery discharge time
- High luminous efficacy in normal operation
- 3 years guarantee
- Low maintenance and low operational costs
- Cable entry on the back of the luminaire and on each end-caps for easy electrical connection
- Easy and quick installation
- Low flicker light thanks to special electronic control gear

Product features



- Certified according to European norms (EN 60598-1:2015; EN 60598-2-22:2014)
- Luminaire suited for normal lighting and emergency lighting
- Self-contained luminaires
- Emergency lighting function: battery discharge time of 3 h
- Function test of emergency lighting: automatic (AT)
- Battery technology: LiFePO4
- Ambient temperature in operation: +5...+35 °C
- Surface mounted luminaires with direct light emission
- Type of protection: IP44
- Impact resistance: IK08
- Available in 3 different lengths: 600 mm, 1200 mm and 1500 mm
- High luminous efficacy: up to 137 lm/W

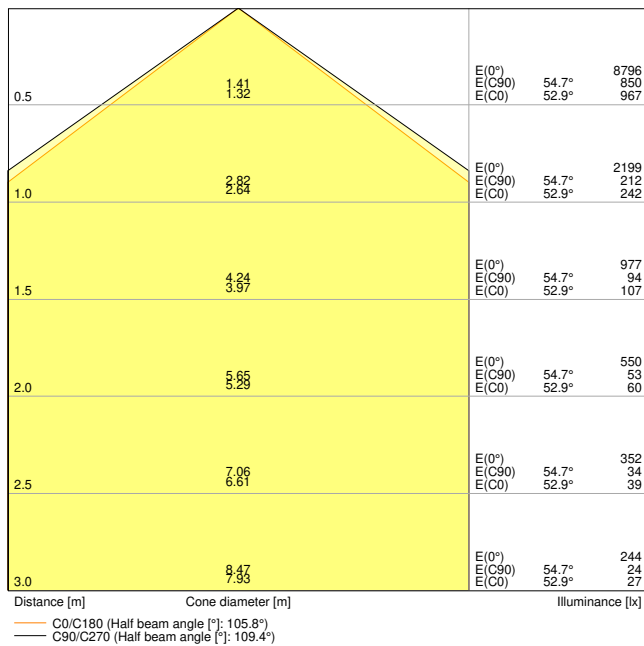
TECHNICAL DATA

Electrical data

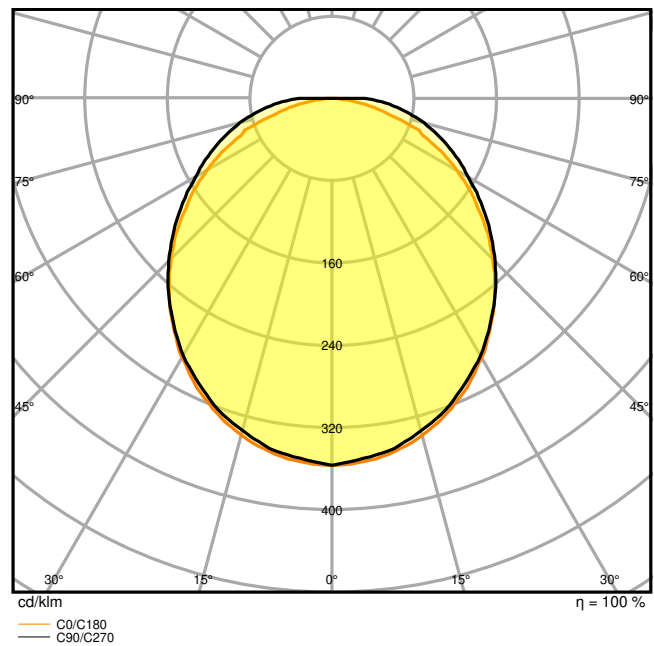
| | |
|---|-----------------------|
| Nominal wattage | 45.00 W |
| Nominal voltage | 220...240 V |
| Mains frequency | 50...60 Hz |
| Nominal current | 210.000 mA |
| Inrush current | 24 A |
| Inrush current time T_{h50} | 100 μ s |
| Max. number of luminaires per miniature circuit breaker B16 | 22 |
| Max. number of luminaires per miniature circuit breaker C10 | 14 |
| Max. number of luminaires per miniature circuit breaker C16 | 22 |
| Power factor λ | > 0.90 |
| Total harmonic distortion | < 20 % |
| Protection class | I |
| Operating mode | Integrated LED driver |

Photometrical data

| | |
|--|----------------------|
| Luminous flux | 6165 lm |
| Luminous efficacy | 137 lm/W |
| Color temperature | 4000 K |
| Light color (designation) | Cool White |
| Color rendering index Ra | > 80 |
| Standard deviation of color matching | < 3 sdc _m |
| Low flicker | Yes |
| Flickering metric (Pst LM) | < 1 |
| Stroboscope effect metric (SVM) | < 0.4 |
| Photobiological safety group acc. to EN62778 | RG0 |
| Beam angle | 110 ° |



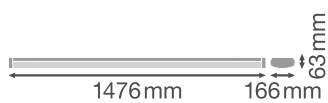
LN SF 1500 P 45W 840 WT IP44 EM



LN SF 1500 P 45W 840 WT IP44 EM

Dimensions & Weight

| | |
|----------------|------------|
| Length | 1476.00 mm |
| Width | 166.00 mm |
| Height | 63.00 mm |
| Product weight | 3300.00 g |



LN SF 1500 P 45W WT IP44

Materials & Colors

| | |
|--|--------------------|
| Product color | White |
| Housing color | White |
| Body material | Steel |
| Cover material | Polycarbonate (PC) |
| Light emitting surface material | Polycarbonate (PC) |
| Glow Wire Test according to IEC 60695-2-12 | 650 °C |
| Mercury content | 0.0 mg |

Application & Mounting

| | |
|--|----------------------------|
| Ambient temperature range | +5...+35 °C |
| Temperature range at storage | +5...+35 °C |
| Type of connection | Screwless terminal, 5-Pole |
| Type of protection | IP44 |
| Protection class IK (shock resistance) | IK08 |
| Dimmable | No |
| Mounting type | Surface |
| Mounting location | Wall / Ceiling |
| Application environment | Indoor |
| Adjustable | No |
| With light source | Yes |

Lifespan

| | |
|----------------------------|-----------------------|
| Lifespan L70/B50 at 25 °C | 70000 h ¹⁾ |
| Lifespan L80/B10 at 25 °C | 70000 h ¹⁾ |
| Lifespan L80/B50 at 25 °C | 70000 h |
| Lifespan L90/B10 at 25 °C | 47000 h |
| Number of switching cycles | 100000 |

¹⁾ t[h]: L70 / B50 @ 25 °C (Ta), t[h]: L80 / B10 @ 25 °C (Ta), t[h]: L90 / B10 @ 25 °C (Ta)

Control gear

| | |
|-----------------------------|---------|
| Output current | 1070 mA |
| ECG - Output ripple current | < 10 % |

BATTERY

| | |
|--------------------|---------|
| Type of Battery | LiFePO4 |
| Battery size [GMS] | Others |

| | |
|----------------------------|-------|
| Nominal voltage of battery | 3.2 V |
| Battery charging time | 24 h |

Emergency lighting

| | |
|--|---|
| Area of emergency application | Anti-panic lighting / Escape route lighting |
| Type of emergency light operation | Maintained / Non-maintained |
| Type of emergency operation test | Automatic |
| Wattage in maintained operation mode | 45 W |
| Wattage in emergency operation mode | 3,0 W |
| Luminous flux in maintained operation mode | 6165 lm |
| Luminous flux in emergency operation mode | 340 lm |
| Battery life in emergency operation mode | 3 h |
| Integrated test switch | No |






Certificates & Standards













| | |
|--|---------------------------------------|
| Standards | CE / CB / ENEC / TÜV SÜD / UKCA / EAC |
| Luminaire with limited surface temperature, "D sign" | No |
| Ball shot safe | No |
| Replaceable light source (EPREL) | Not replaceable |

EQUIPMENT / ACCESSORIES

- Equipped with through-wiring cables and connectors
- Tool-free cable strain reliefs included

DOWNLOAD DATA

| Documents and certificates | | Document name |
|--|--|--|
|  | User instruction / safety instructions | LN SF P IP44 EM |
|  | Legal information | Light Source Insert LN SF P WT IP44 EM |
|  | Legal information | Legal Insert LN SF IP44 EM |
|  | Legal information | Informationstext 18 Abs 4 ElektroG |
|  | Declarations of conformity | CE Declaration LN SF IP44 EM |

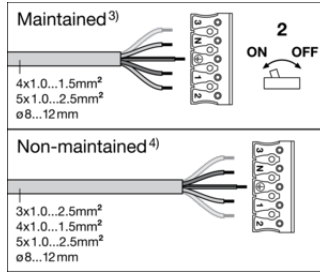
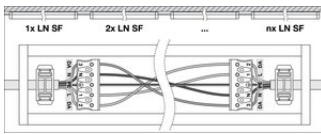
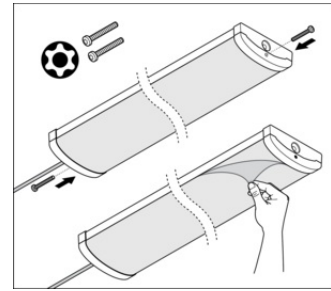
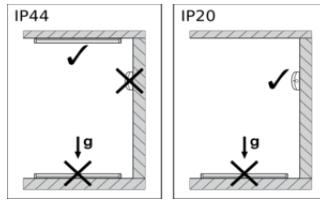
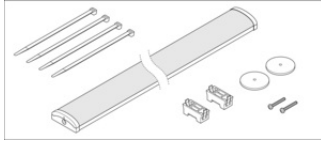
| Documents and certificates | | Document name |
|--|-------------------------------------|--|
|  | Declarations of conformity UKCA | UKCA Declaration LN SF IP44 EM |
|  | Certificates | ENEC LN SF IP44 EM |
| Photometric and lighting design files | | Document name |
|  | IES file (IES) | LN SF 1500 P 45W 840 WT IP44 EM |
|  | LDT file (Eulumdat) | LN SF 1500 P 45W 840 WT IP44 EM |
|  | ULD file (DIALux) | LN SF 1500 P 45W 840 |
|  | ROLF file (RELUX) | LN SF 1500 P 45W 840 |
|  | UGR file (UGR table) | LN SF 1500 P 45W 840 WT IP44 EM |
|  | Light distribution curve type cone | LN SF 1500 P 45W 840 WT IP44 EM |
|  | Light distribution curve type polar | LN SF 1500 P 45W 840 WT IP44 EM |
| CAD/BIM files | | Document name |
|  | BIM Revit 3D | Linear Surface IP44 G2 |
|  | CAD STEP 3D | LN SF IP44 G2 1500 |
| Tender texts | | Document name |
|  | Tender documents | LINEAR SURFACE IP44 EMERGENCY 1500 P 45W 840 WT-EN |

LOGISTICAL DATA

| Product code | Packaging unit (Pieces/Unit) | Dimensions (length x width x height) | Gross weight | Volume |
|---------------|------------------------------|--------------------------------------|--------------|-----------------------|
| 4058075733251 | Folding box 1 | 1,489 mm x 172 mm x 70 mm | 3980.00 g | 17.93 dm ³ |
| 4058075733268 | Shipping box 4 | 1,503 mm x 302 mm x 200 mm | 17105.00 g | 90.78 dm ³ |

The mentioned product code describes the smallest quantity unit which can be ordered. One shipping unit can contain one or more single products. When placing an order, for the quantity please enter single or multiples of a shipping unit.

ADDITIONAL CATALOG INFORMATION



| Test ²⁾ | |
|--|---|
| Initialization ¹⁾ ≥ 48h Normal | Automatic ⁵⁾ |
| Daily check of Control LED ⁶⁾ | Green ¹⁰⁾ Automatic test once every 7 days ⁷⁾ |
| Monthly/Weekly functional test ⁸⁾ (EN 50172) 30 s | Automatic test once every 7 days ⁷⁾ |
| Yearly duration test ⁹⁾ (EN 50172) 3h | Automatic test once every 12 weeks ⁷⁾ |

References / Links

– For Guarantee see www.ledvance.com/guarantee

DISCLAIMER

Subject to change without notice. Errors and omission excepted. Always make sure to use the most recent release.