

# PRODUCT DATASHEET

## Cabinet LED Slim Sensor 500mm

Cabinet LED Slim | Low voltage undercabinet luminaires with linear shape

---

### Areas of application

- Shelf and undercabinet lighting



---

### Product benefits

- Low voltage luminaire for DC operation with external driver
- Very slim design
- Homogenous light distribution
- Easy and fast mounting on nearly every surface (adhesive tape or screws)

---

### Product features

- Luminous flux: up to 470 lm
- Switch on and off by movements with 5 cm distance in front of the infrared motion sensor
- Stepless dimming by covering the infrared motion sensor in 5 cm distance for at least one second
- Material: aluminum
- Product color: white
- Available in two lengths: 30 cm and 50 cm
- Available as single and double luminaire kit

TECHNICAL DATA

Electrical data

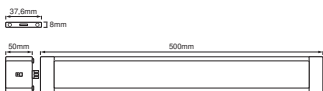
Nominal wattage	10.00 W
Nominal voltage	220...240 V
Mains frequency	50...60 Hz
Nominal current	100.000 mA
Power factor $\lambda$	> 0.5
Protection class	II
Operating mode	External LED driver

Photometrical data

Luminous flux	470 lm
Total luminous flux of contained light sources	810 lm
Luminous efficacy	47 lm/W
Color temperature	3000 K
Light color (designation)	Warm white
Color rendering index Ra	≥80
Standard deviation of color matching	≤6 sdcn
Photobiological safety group acc. to EN62778	RG1
Beam angle	100 °

Dimensions & Weight

Length	500.00 mm
Width	37.60 mm
Height	8.00 mm
Product weight	300.00 g



CABINET LED SLIM 50CM

Materials & Colors

Product color	White
Housing color	White
Body material	Polycarbon Acrylonitrile
Cover material	Polycarbonate (PC)

Mercury content	0.0 mg
-----------------	--------

### Application & Mounting

Type of connection	Plug type C (EU)
Type of protection	IP20
Protection class IK (shock resistance)	IK03
Dimmable	Yes
Mounting type	Surface
Mounting location	Cabinet undersides
Application environment	Indoor
With light source	Yes

### Lifespan

Lifespan L70/B50 at 25 °C	30000 h <sup>1)</sup>
---------------------------	-----------------------

<sup>1)</sup> t[h]: L70 / B50 @ 25 °C (Ta), t[h]: L80 / B10 @ 25 °C (Ta), t[h]: L90 / B10 @ 25 °C (Ta)

### Sensor

Type of sensor	Motion
Sensor technology	Infrared/Photocell
Detection range of motion sensor	5 cm

### Certificates & Standards

Standards	CE / EAC
Luminaire with limited surface temperature, "D sign"	No
Replaceable light source (EPREL)	Not replaceable


### EQUIPMENT / ACCESSORIES


– External mains adapter (cable length: 1.5 m) included

### Safety advice

– To reduce the risk of strangulation the flexible wiring connected to this luminaire shall be effectively fixed to the wall if the wiring is within arm's reach.

### DOWNLOAD DATA

Documents and certificates	Document name
 User instruction / safety instructions	CABINET LED SLIM

Documents and certificates		Document name
	Declarations of conformity	CE Declaration Cabinet LED

LOGISTICAL DATA

Product code	Packaging unit (Pieces/Unit)	Dimensions (length x width x height)	Gross weight	Volume
4099854395864	Folding box 1	50 mm x 90 mm x 545 mm	428.00 g	2.45 dm³
4099854395871	Shipping box 8	560 mm x 220 mm x 205 mm	3918.00 g	25.26 dm³

The mentioned product code describes the smallest quantity unit which can be ordered. One shipping unit can contain one or more single products. When placing an order, for the quantity please enter single or multiples of a shipping unit.

DISCLAIMER

Subject to change without notice. Errors and omission excepted. Always make sure to use the most recent release.