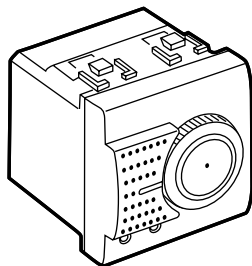
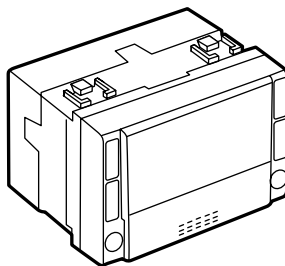


## LIVING LIGHT Temperature control

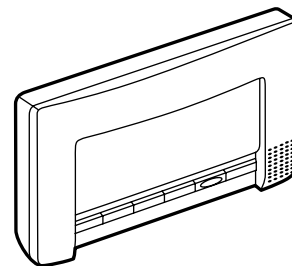
Cat. No(s): N4441 - NT4441 - L4441 - N4441FH - L4441FH  
N4442 - NT4442 - L4442 - N4442/127 - NT4442/127 - L4442/127  
N4451 - NT4451 - L4451 - N4450 - NT4450 - L4450



N4441



N4451

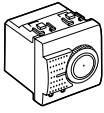


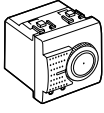
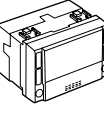
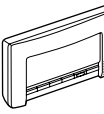


N4450

### 1. USE

Electronic and timer thermostats range.

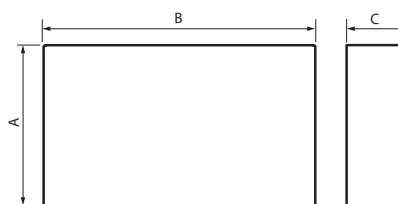
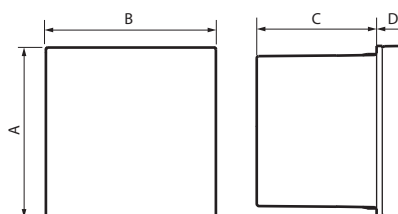
### 2. RANGE

	Designation	References
	Electronic room thermostat Relay output with 1 switching contact 2 A - 250 Vac Power supply 230 Vac	□ N4441 ■ NT4441 ■ L41441
	Electronic room thermostat Relay output with 1 switching contact 2 A - 250 Vac Power supply 230 Vac With floor probe.	□ N4441FH ■ L4441FH
	Electronic room thermostat with a built-in «summer/winter» changeover switch - Relay output with a C-NO 2 A 250 Vac contact Power supply 230 Vac.	□ N4442 ■ NT4442 ■ L41442
	Electronic room thermostat with a built-in «summer/winter» changeover switch - Relay output with a C-NO 2 A 250 Vac contact Power supply 110/127 Vac.	□ N4442/127 ■ NT4442/127 ■ L41442/127
	Flush mounted daily/weekly timer thermostat for heating and cooling systems. Three selectable temperatures during the 24 h period. Auto, Manual, Holiday, Antifreeze Operation, Backlighted display. Power supply with battery: 2 x 1,5 V. Remote activation using the remote control. Possibility of connecting an external probe. Output: contact in exchange 5(3) A.	□ N4451 ■ NT4451 ■ L41451
	Wall mounted daily/weekly electronic timer thermostat for heating and cooling systems. Three selectable temperatures during the 24 h period. Auto, Manual, Holiday, Joily, Antifreeze Operation. Power supply with battery:	□ N4450 ■ NT4450 ■ L41450

#### Index of colours:

- White
- Tech
- Anthracite
- Neutral

### 3. OVERALL DIMENSIONS (mm)



	A	B	C	D
2 modules	44	44	34	14
3 modules	44	68	34	14
4450	91	153	23	-

### 4. CONNECTION

#### Screw clamps:

Terminal capacity: 1.5 mm<sup>2</sup> / 2.5 mm<sup>2</sup>

Stripping length (rigid or flexible cable): 9 mm

## 5. TECHNICAL CHARACTERISTICS

### ■ 5.1 Protection index

Penetration by solid bodies/liquid: IP 21 D  
Impact test: IK 04

### ■ 5.2 Material characteristics

Material:

- Polycarbonate for mechanism case
- ABS for key cover

Halogen free

UV resistant.

Self extinguishing:

- 850° C / 30 s for insulating parts holding live parts in place.
- 650° C / 30 s for other parts made of insulating materials.

### ■ 5.3 Electrical characteristics

Voltage: 250 VAC

Current: 16 AX ■ 5.4 Climatic characteristics

Storage and operating temperatures: - 5° C to + 35° C

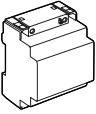

## 6. CLEANING

Surface cleaning with a cloth.

Do not use: acetone, tar remover, trichloroethylene.

**Caution:** A preliminary test should be carried out if other specific cleaning products are to be used.

## 7. ACCESSORIES

	Designation	Cat. No.
	GSM telephone actuator - 4 DIN modules	○ F462
	External probe for N/NT/L4450 and N/NT/L4451	○ 3457

## 7. STANDARDS AND APPROVALS

Compliance with standards of installation and manufacturing.  
Refer to e.catalogue.