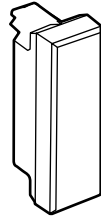
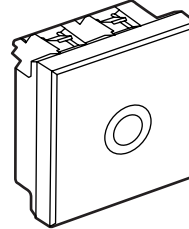


AXOLUTE Blank plates

Cat. No(s): HD4949 - HC4949 - HS4949 - HD4950 - HC4950 - HS4950 - HD4951 - HC4951 - HS4951
HD4953 - HC4953 - HS4953 - HD4954 - HC4954 - HS4954
HD4955A20 - HC4955/20 - HS4955/20 - HD4955A45 - HC4955/45 - HS4955/45



HD/HC/HS4949










HD/HC/HS4954

1. USE

Blank plates 1/2, 1 and 2 modules.

2. RANGE

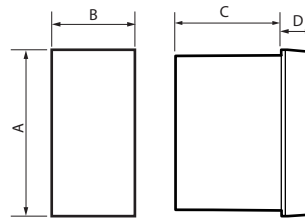
BLANK PLATES

	1/2 module blank plate	<input type="checkbox"/> HD4949 <input type="checkbox"/> HC4949 <input type="checkbox"/> HS4949
	1 module blank plate	<input type="checkbox"/> HD4950 <input type="checkbox"/> HC4950 <input type="checkbox"/> HS4950
	2 modules blank plate	<input type="checkbox"/> HD4951 <input type="checkbox"/> HC4951 <input type="checkbox"/> HS4951
	Standard output with hole, diameter 9 mm	<input type="checkbox"/> HD4953 <input type="checkbox"/> HC4953 <input type="checkbox"/> HS4953
	Standard output diameter 9 mm with 2 terminals for small junctions.	<input type="checkbox"/> HD4954 <input type="checkbox"/> HC4954 <input type="checkbox"/> HS4954
	20 A flex outlet frontplate unfused item conform to BS 5733	<input type="checkbox"/> HD4955A20 <input type="checkbox"/> HC4955/20 <input type="checkbox"/> HS4955/20
	45 A flex outlet frontplate unfused item conform to BS 5733	<input type="checkbox"/> HD4955A45 <input type="checkbox"/> HC4955/45 <input type="checkbox"/> HS4955/45

Color code:

White Tech Anthracite

3. OVERALL DIMENSIONS (mm)



References	A	B	C	D
HD/HC/HS4949	45	22.5	11	6
HD/HC/HS4950	45	22.5	11	6
HD/HC/HS4951	45	45	11	6
HD/HC/HS4953	45	22.5	12	6
HD/HC/HS4954	45	45	12	6
HD/HC/HS4955*20	45	45	13	9.5
HD/HC/HS4955*45	45	45	25	9.5

4. TECHNICAL CHARACTERISTICS

■ 4.1 Protection index

Penetration by solid bodies/liquid: IP 21 D
Impact test: IK 04

■ 4.2 Material characteristics

Material: Polycarbonate for mechanism case
PC for key cover

Halogen free.

UV resistant.

Self-extinguishing:

- + 850° C / 30 s for insulating parts holding live parts in place.
- + 650° C / 30 s for other parts made of insulating materials.

■ 4.3 Climatic characteristics

Storage and operating temperatures: - 5° C to + 35° C

5. CLEANING

Surface cleaning with a cloth.
Do not use: acetone, tar remover, trichloroethylene.

Caution: A preliminary test should be carried out if other specific cleaning products are to be used.

6. STANDARDS AND APPROVALS

Compliance with standards of installation and manufacturing.
Refer to e. catalogue.