

# Axyl Etch

THORN


96701619 AXYL ETCH M WF 1L 830 EB RD ANT

LED 5W AXYL_ETCH_830	IP65	IK10			
----------------------	------	------	---	---	--

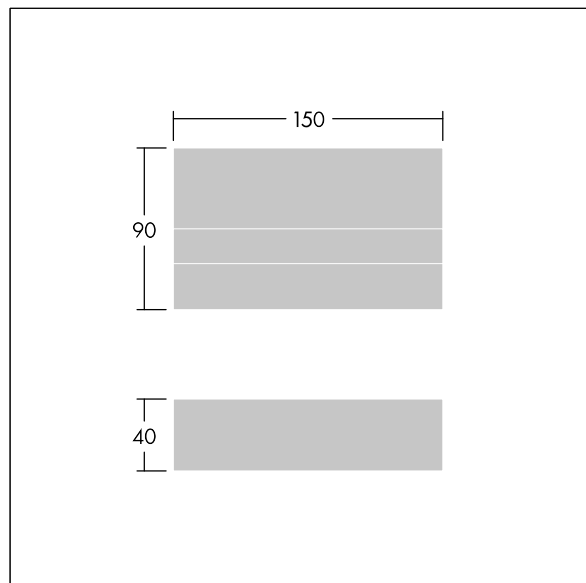
## Axyl Etch

Axyl Etch, a wall mounted, architectural LED luminaire for decorative facade lighting, with elliptical beam distribution. Class III electrical.. DALI-2 dimmable Remote LED driver. , IP65, Impact strength: IK10. Housing: die-cast aluminium, powder coated textured anthracite. Working ambient temperature: -20°C to +50°C. Complete with 3000K LED..

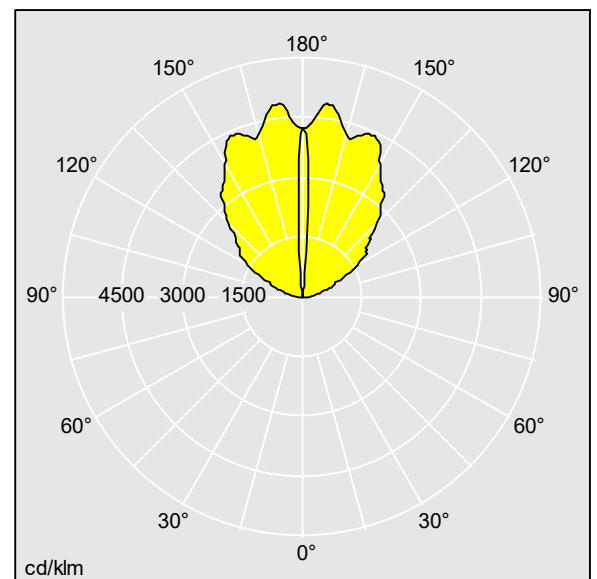
Dimensions: 150 x 40 x 90 mm  
Luminaire input power: 4.7 W  
Luminaire luminous flux: 181 lm  
Luminaire efficacy: 38 lm/W  
Weight: 0.73 kg



TLG\_AXYL\_F\_ETCH\_ANT.jpg



TLG\_AXYL\_M\_ETCH.wmf



96701619.idt

Lamp position: STD - standard  
Light Source: LED  
Luminaire luminous flux\*: 181 lm  
Luminaire efficacy\*: 38 lm/W  
Colour Rendering Index min.: 80  
Correlated colour temperature\*: 3000 Kelvin

Chromaticity tolerance (initial MacAdam): 3  
Rated useful life (B10)\*:  
L80 70000 h at 25 °C  
Ballast: 0x LED\_DRV  
Luminaire input power\*: 4.7 W Power factor = 0.6  
Dimming: Dali2Dim  
LOR: 1,00 ULOR: 1,00 DLOR: 0,00

This product contains a light source of energy efficiency class G.

All values marked with an \* are rated values. Thorn uses tried and tested components from leading suppliers, however there may be isolated instances of technology-related failures of individual LEDs during the rated product lifetime. International standards set the tolerance in initial flux and connected load at  $\pm 10\%$ . Unless stated otherwise, the values apply to an ambient temperature of 25°C.

Thorn Lighting is constantly developing and improving its products. The right is reserved to change specifications without prior notification or public announcement.  
© Thorn Lighting