

PRODUCT DATASHEET

ENDURA Style Pyramid 50cm Post 9W

ENDURA STYLE PYRAMID | Stainless steel wall luminaires and bollards with indirect illumination



Areas of application

- Building facades
- Entrance lighting
- Patios, balconies

Product benefits

- Easy and quick installation
- Energy-efficient thanks to LED technology

Product features

- Bright and functional outdoor LED luminaires
- Stainless steel housing
- Type of protection: IP44



TECHNICAL DATA

Electrical data

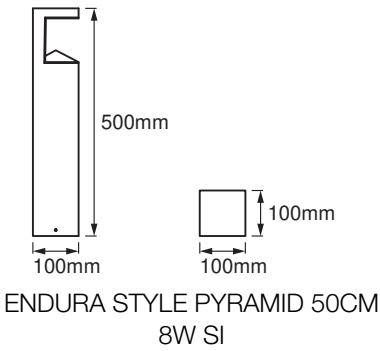
Nominal wattage	9.00 W
Nominal voltage	220...240 V
Mains frequency	50...60 Hz
Power factor λ	> 0.5
Protection class	I
Operating mode	Mains voltage

Photometrical data

Luminous flux	600 lm
Total luminous flux of contained light sources	1000 lm
Luminous efficacy	67 lm/W
Color temperature	3000 K
Light color (designation)	Warm White
Color rendering index Ra	≥ 80
Standard deviation of color matching	< 6 sdcm
Beam angle	90 °

Dimensions & Weight

Length	100.00 mm
Width	100.00 mm
Height	500.00 mm
Product weight	1800.00 g



Materials & Colors

Product color	Steel
Housing color	Steel
Body material	Stainless steel
Cover material	Polycarbonate (PC)

Application & Mounting

Ambient temperature range	-20...+40 °C
Type of connection	Terminal, 3-Pole (L, N, PE)
Type of protection	IP44
Dimmable	No
Mounting type	Surface
Mounting location	Ground
Application environment	Outdoor
With light source	Yes

Lifespan

Lifespan L70/B50 at 25 °C	25000 h ¹⁾
Number of switching cycles	12500

¹⁾ t[h]: L70 / B50 @ 25 °C (Ta), t[h]: L80 / B10 @ 25 °C (Ta), t[h]: L90 / B10 @ 25 °C (Ta)

Certificates & Standards

Standards	CE / EAC / UKCA
Luminaire with limited surface temperature, "D sign"	No
Replaceable light source (EPREL)	Not replaceable





EQUIPMENT / ACCESSORIES

- Complete mounting and connecting accessories included

Safety advice

- All electrical connections must be made by a qualified person.
- Caution, risk of electric shock.
- Product in protection class I. All electrically conductive, metallic housing parts that can absorb voltage during operation or during maintenance in the event of a fault must be continuously connected to the protective earthing conductor.

DOWNLOAD DATA

Documents and certificates		Document name
	User instruction / safety instructions	ENDURA STYLE PYRAMID
	Legal information	Legal insert
	Declarations of conformity	ENDURA STYLE PYRAMID WALL 9W ST LEDV
	Declarations of conformity UKCA	Fixed LUM

LOGISTICAL DATA

Product code	Packaging unit (Pieces/Unit)	Dimensions (length x width x height)	Gross weight	Volume
4058075477919	Folding box 1	120 mm x 120 mm x 520 mm	1928.00 g	7.49 dm³
4058075477926	Shipping box 2	540 mm x 260 mm x 140 mm	4308.00 g	19.66 dm³

The mentioned product code describes the smallest quantity unit which can be ordered. One shipping unit can contain one or more single products. When placing an order, for the quantity please enter single or multiples of a shipping unit.

DISCLAIMER

Subject to change without notice. Errors and omission excepted. Always make sure to use the most recent release.