

Options

Emergency push button


Closing cap

Illuminated button spring-return

Safety switch




Connector

M23 with 19 pole at the bottom



Connection	
A1	Supply input +24 Vdc
A2	Supply input 0 Vdc
IS1	Safety input
OS1	Safety output
IS2	Safety input
OS2	Safety output
IE1	Solenoid activation input for double channel mode
IE2	Solenoid activation input for double channel mode
O3	Signalling output, actuator inserted
O4	Signalling output, actuator inserted and locked
I3	Actuator programming input / reset
I5	EDM input (a)
I4	Solenoid activation input for single channel mode

(a) Available for NS •5•••|••••|•••• version only

Contacts		Diagram
Device 1	1NO	
Device 2	/	
Device 3	ZNC	

Connections

