

# PRODUCT DATASHEET

## SMART+ Filament Classic RGBW 30 300 ° 4.5 W/2700 K E27

SMART+ WiFi Filament Classic RGBW | Classic bulb shape with filament-style with WiFi technology



### Areas of application

- General illumination
- Residential interiors
- Professional (hotels, bars, boutiques etc.)
- Outdoor use in suitable outdoor luminaires only

### Product benefits

- Wireless control via app
- Easy to install and use
- Contains no mercury
- Lower energy consumption than incandescent or halogen lamps

### Product features

- Controllable via LEDVANCE SMART+ App (with minimum Android™ 8.0 or iOS 14.0)
- Controllable via Google Assistant and Amazon Alexa possible
- Network protocol: WiFi
- Dimmable
- Lifetime up to 15,000 h
- Light color: Warm White (2,700 K)



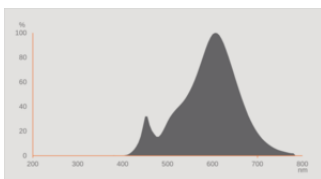
## TECHNICAL DATA

### Electrical data

Nominal wattage	4.5 W
Construction wattage	4.50 W
Nominal voltage	220...240 V
Nominal current	38 mA
Operating frequency	50/60 Hz
Mains frequency	50/60 Hz
Power factor $\lambda$	> 0.50
Claimed equiv. conventional lamp power	30 W
Operating mode	AC Mains

### Photometrical data

Lumen main.fact.at end of nom.life time	0.93
Standard deviation of color matching	$\leq 6$ sdc <sub>m</sub>
Nominal luminous flux	300 lm
Luminous flux	300 lm
Luminous efficacy	66 lm/W
Adjustable color temperature	2700 K
Color temperature	2700 K
Color rendering index Ra	80
Flickering metric (Pst LM)	1.0
Stroboscope effect metric (SVM)	0.4



EPREL data spectral diagram PROF  
LEDr 2700K

### Light technical data

Beam angle	300 °
------------	-------

Starting time	< 0.5 s
Warm-up time (60 %)	< 0.50 s

## Dimensions & Weight

Product weight	31.00 g
Diameter	60.00 mm
Maximum diameter	60 mm
Length	105.00 mm
Width	60.00 mm
Height	60.00 mm
Outer bulb [PICOS]	A60

## Lifespan

Number of switching cycles	100000
Lifespan	15000 h

## Colors & materials

Product color	Clear
---------------	-------

## Temperatures & operating conditions

Ambient temperature range	-20...+40 °C
---------------------------	--------------

## Additional product data

Mercury-free	Yes
Product remark	All technical parameters apply to the entire lamp / Due to the complex production process for light-emitting diodes, the typical values shown for the technical LED parameters are purely statistical values that do not necessarily match the actual technical parameters of each individual product, which can vary from the typical value
Base (standard designation)	E27

## Capabilities

Dimmable	Yes <sup>1)</sup>
----------	-------------------

<sup>1)</sup> Check dimmer compatibility at [ledvance.com/compatibility](https://www.ledvance.com/compatibility)

## Certificates & Standards

Energy efficiency class	G <sup>1)</sup>
Energy consumption	5.00 kWh/1000h
Standards	CE
Type of protection	IP20

<sup>1)</sup> Energy efficiency class (EEC) on a scale of A (highest efficiency) to G (lowest efficiency)

## Energy labelling regulation data acc EU 2019/2015

Lighting technology used	LED
Non-directional or directional	NDLS
Mains or non-mains	MLS
Light source cap-type (or other electric interface)	E27
Connected light source (CLS)	Yes
Color-tuneable light source	No
Envelope	No
High luminance light source	No
Anti-glare shield	No
Correlated colour temperature type	SINGLE_VALUE
Standby power	0.5 W
Networked standby power for CLS	0.50
Claim of equivalent power	Yes
Chromaticity coordinate x	0.458
Chromaticity coordinate y	0.410
R9 Colour rendering index	0.00
Beam angle correspondence	SPHERE_360
Survival factor	0.90
LED light source replaces a fluorescent light source	No
EPREL ID	644695
Model number	AC34820

## EQUIPMENT / ACCESSORIES



– For control via LEDVANCE SMART+ App, a smartphone or tablet is required (with minimum Android 8.0 or iOS 14.0)

## Safety advice


– Do not touch the lamp if broken.

– Must not be used if outer bulb is defective.

## DOWNLOAD DATA

Documents and certificates		Document name
	Extended installation guide	SH Insert WIFI StartUpG Lamps RGBTW LDV
	Declarations of conformity	EU Declaration of Conformity – Smart WIFI CL RFBW

Photometric and lighting design files		Document name
	Spectral power distribution	EPREL data spectral diagram PROF LEDr 2700K

## LOGISTICAL DATA

Product code	Packaging unit (Pieces/Unit)	Dimensions (length x width x height)	Gross weight	Volume
4099854000232	Folding box 2	61 mm x 96 mm x 154 mm	142.00 g	0.90 dm <sup>3</sup>
4099854000249	Shipping box 8	210 mm x 165 mm x 135 mm	689.00 g	4.68 dm <sup>3</sup>

The mentioned product code describes the smallest quantity unit which can be ordered. One shipping unit can contain one or more single products. When placing an order, for the quantity please enter single or multiples of a shipping unit.

## References / Links

– Further information and frequently asked questions (FAQs) at [www.ledvance.com/consumer/smart/faq](http://www.ledvance.com/consumer/smart/faq)

## DISCLAIMER

Subject to change without notice. Errors and omission excepted. Always make sure to use the most recent release.