

# PRODUCT DATASHEET

## ENDURA Classic Calice 50cm Post E27

ENDURA CLASSIC CALICE | Stainless steel luminaires with glass diffuser



### Areas of application

- Building facades
- Entrance lighting
- Patios, balconies
- Pathway lighting
- Driveways

### Product benefits

- High flexibility in the choice of the light source thanks to E27 socket
- Easy and quick installation

### Product features

- Available with and without motion sensor
- Stainless steel housing
- Type of protection: IP44



## TECHNICAL DATA

### Electrical data

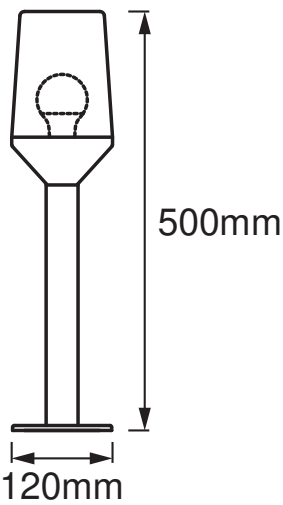
Nominal voltage	220...240 V
Mains frequency	50...60 Hz
Power factor $\lambda$	> 0.50
Protection class	I
Operating mode	Mains voltage

### Photometrical data

Standard deviation of color matching	< 6 sdc <sub>m</sub>
--------------------------------------	----------------------

### Dimensions & Weight

Diameter	120.00 mm
Height	500.00 mm
Product weight	980.00 g



ENDURA CLASSIC CALICE 50CM  
E27 SI

### Materials & Colors

Product color	Steel
Housing color	Steel
Body material	Stainless steel

Cover material	Glass
Mercury content	0.0 mg

### Application & Mounting

Ambient temperature range	-20...+40 °C
Type of connection	Terminal, 3-Pole (L, N, PE)
Type of protection	IP44
Dimmable	No
Mounting type	Surface
Mounting location	Ground
Application environment	Outdoor
With light source	No

### Certificates & Standards

Standards	CE / EAC / UKCA
Luminaire with limited surface temperature, "D sign"	No

### Additional product data

Product remark	Maximum bulb wattage: 60 W
----------------	----------------------------



### EQUIPMENT / ACCESSORIES



- Complete mounting and connecting accessories included
- No light sources included

### Safety advice

- All electrical connections must be made by a qualified person.
- Caution, risk of electric shock.
- Product in protection class I. All electrically conductive, metallic housing parts that can absorb voltage during operation or during maintenance in the event of a fault must be continuously connected to the protective earthing conductor.

### DOWNLOAD DATA

Documents and certificates	Document name
 User instruction / safety instructions	ENDURA CLASSIC CALICE
 Legal information	Legal insert I-Outdoor

Documents and certificates	Document name
 Declarations of conformity	ENDURA CLASSIC CALICE
 Declarations of conformity UKCA	Fixed LUM without EMC

## LOGISTICAL DATA

Product code	Packaging unit (Pieces/Unit)	Dimensions (length x width x height)	Gross weight	Volume
4058075477995	Folding box 1	162 mm x 162 mm x 554 mm	1176.00 g	14.54 dm <sup>3</sup>
4058075478008	Shipping box 2	577 mm x 347 mm x 190 mm	2954.00 g	38.04 dm <sup>3</sup>

The mentioned product code describes the smallest quantity unit which can be ordered. One shipping unit can contain one or more single products. When placing an order, for the quantity please enter single or multiples of a shipping unit.

## DISCLAIMER

Subject to change without notice. Errors and omission excepted. Always make sure to use the most recent release.