

# PRODUCT DATASHEET

## ENDURA Style Cylinder Wall Sensor 6W

ENDURA® STYLE CYLINDER | Stainless steel wall luminaires and bollards with indirect illumination



### Areas of application

- Outdoor use (IP44)
- Building facades
- Gardens, balconies and other outdoor areas
- Pathway lighting
- Driveways

### Product benefits

- Energy-efficient thanks to LED technology
- Easy and quick installation

### Product features

- Bright and functional outdoor LED luminaires
- Housing made of Polycarbonate covered with stainless steel
- Available as wall, ceiling and bollard luminaires



## TECHNICAL DATA

### Electrical data

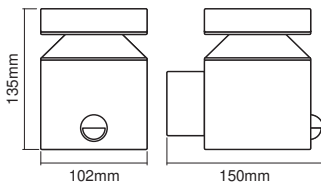
Nominal wattage	6.00 W
Nominal voltage	220...240 V
Mains frequency	50...60 Hz
Nominal current	40.000 mA
Max. number of luminaires per miniature circuit breaker B16	320
Max. number of luminaires per miniature circuit breaker C16	320
Power factor $\lambda$	> 0.5
Total harmonic distortion	< 120 %
Protection class	II
Operating mode	Mains voltage

### Photometrical data

Luminous flux	360 lm
Total luminous flux of contained light sources	660 lm
Luminous efficacy	60 lm/W
Color temperature	3000 K
Light color (designation)	Warm White
Color rendering index Ra	> 80
Standard deviation of color matching	< 6 sdc <sub>m</sub>
Flickering metric (Pst LM)	-
Stroboscope effect metric (SVM)	-
Photobiological safety group acc. to EN62778	RG0
UGR	< 25

### Dimensions & Weight

Diameter	102,0 mm
Length	150.00 mm
Width	101.00 mm
Height	137.00 mm
Product weight	480.00 g



PG ENDURA STYLE Cylinder Wall  
Sensor MiPRC

### Materials & Colors

Product color	Steel
Housing color	Steel
Body material	Stainless steel
Cover material	Polycarbonate (PC)
Mercury content	0.0 mg

### Application & Mounting

Ambient temperature range	-20...+40 °C
Temperature range at storage	-20...+85 °C
Type of connection	Screw terminal
Type of protection	IP44
Dimmable	No
Mounting type	Surface
Mounting location	Wall
Application environment	Outdoor
With light source	Yes

### Lifespan

Lifespan L70/B50 at 25 °C	40000 h <sup>1)</sup>
Number of switching cycles	15000

<sup>1)</sup> t[h]: L70 / B50 @ 25 °C (Ta), t[h]: L80 / B10 @ 25 °C (Ta), t[h]: L90 / B10 @ 25 °C (Ta)

### Sensor

Sensor controlled switching time	2 s...6 min
Detection range of motion sensor	9 m
Detection threshold of daylight sensor	50...2000 lx

## Certificates & Standards

Standards	CE / EAC / UKCA
Luminaire with limited surface temperature, "D sign"	No
Replaceable light source (EPREL)	Not replaceable

## Additional product data

Number of illuminants	empty
-----------------------	-------






## EQUIPMENT / ACCESSORIES

- Complete mounting and connecting accessories included

## Safety advice

- All electrical connections must be made by a qualified person.
- Caution, risk of electric shock.

## DOWNLOAD DATA

	Documents and certificates	Document name
	User instruction / safety instructions	ENDURA STYLE CYLINDER
	Legal information	Legal insert
	Legal information	Informationstext 18 Abs 4 ElektroG
	Declarations of conformity	CE Declaration Endura Style Cylinder
	Declarations of conformity UKCA	Fixed LUM

## LOGISTICAL DATA

Product code	Packaging unit (Pieces/Unit)	Dimensions (length x width x height)	Gross weight	Volume
4058075205352	Folding box 1	124 mm x 154 mm x 166 mm	520.00 g	3.17 dm <sup>3</sup>
4058075205369	Shipping box 6	380 mm x 175 mm x 320 mm	3351.00 g	21.28 dm <sup>3</sup>

The mentioned product code describes the smallest quantity unit which can be ordered. One shipping unit can contain one or more single products.

When placing an order, for the quantity please enter single or multiples of a shipping unit.

---

## DISCLAIMER

Subject to change without notice. Errors and omission excepted. Always make sure to use the most recent release.