

## PRODUCT DATASHEET

### VALUE CLAS B 40 FR 4.9 W/6500 K E14

LED VALUE CLASSIC B | LED lamps, classic mini-candle shape



#### Areas of application

- General illumination
- Domestic applications
- Chandeliers
- Outdoor use in suitable outdoor luminaires only

#### Product benefits

- Lower energy consumption than incandescent or halogen lamps
- Simple direct replacement for conventional incandescent lamps
- Instant 100 % light, no warm-up time

#### Product features

- LED alternative to conventional lamps
- Not dimmable
- Good color rendering ( $R_a \geq 80$ ) and color stability throughout the life of the lamp



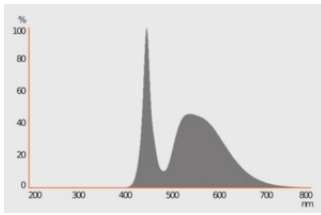
## TECHNICAL DATA

### Electrical data

Nominal wattage	4.9 W
Construction wattage	4.90 W
Nominal voltage	220...240 V
Claimed equiv. conventional lamp power	40 W
Nominal current	42 mA
Type of current	AC
Inrush current	10 A
Operating frequency	50...60 Hz
Mains frequency	50...60 Hz
Max. lamp number on MCB B10 A	210
Max. lamp number on MCB B16 A	320
Total harmonic distortion	125 %
Power factor $\lambda$	> 0.50

### Photometrical data

Luminous flux	470 lm
Nominal useful luminous flux 90°	470 lm
Luminous efficacy	95 lm/W
Lumen main.fact.at end of nom.life time	0.70
Light color (designation)	Cool Daylight
Color temperature	6500 K
Color rendering index Ra	≥80
Light color	865
Standard deviation of color matching	≤6 sdcn
Rated LLMF at 6,000 h	0.80
Flickering metric (Pst LM)	1.0
Stroboscope effect metric (SVM)	0.9

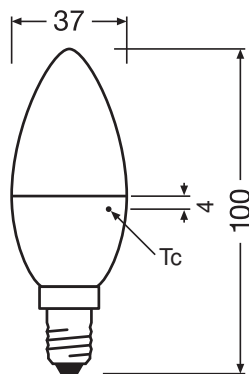


LISO spectral power distribution  
6500K CRI80 v2

Light technical data

Beam angle	200 °
Warm-up time (60 %)	0.50 s
Starting time	< 0.5 s

Dimensions & Weight



Overall length	100.00 mm
Diameter	37.00 mm
Maximum diameter	55 mm
Product weight	16.00 g

Temperatures & operating conditions

Ambient temperature range	-20...+40 °C
Maximum temperature at tc test point	78 °C

Lifespan

Lifespan L70/B50 at 25 °C	10000 h
Number of switching cycles	100000
Lumen maintenance at end of service lifetime	0.70
Rated lamp survival factor at 6,000 h	≥ 0.90

**Additional product data**

Base (standard designation)	E14
Mercury content	0.0 mg
Mercury-free	Yes
Design / version	Frosted
Product remark	All technical parameters apply to the entire lamp / Due to the complex production process for light-emitting diodes, the typical values shown for the technical LED parameters are purely statistical values that do not necessarily match the actual technical parameters of each individual product, which can vary from the typical value

**Capabilities**

Dimmable	No
----------	----

**Certificates & Standards**

Energy efficiency class	F <sup>1)</sup>
Energy consumption	5.00 kWh/1000h
Type of protection	IP20
Standards	ROHS 2.0 / REACH / CE / CB / ERP
Photobiological safety group acc. to EN62778	RG0

<sup>1)</sup> Energy efficiency class (EEC) on a scale of A (highest efficiency) to G (lowest efficiency)

**Country-specific categorizations**

Order reference	VALUECLB40 4,9W
-----------------	-----------------

**LOGISTICAL DATA**

Temperature range at storage	-20...+80 °C
------------------------------	--------------

**Energy labelling regulation data acc EU 2019/2015**





Lighting technology used	LED
Non-directional or directional	NDLS
Mains or non-mains	MLS
Light source cap-type (or other electric interface)	E14
Connected light source (CLS)	No



Color-tuneable light source	No
Envelope	No
High luminance light source	No
Anti-glare shield	No
Correlated colour temperature type	SINGLE_VALUE
Standby power	0.00 W
Claim of equivalent power	Yes
Length	100.00 mm
Height	37.00 mm
Width	37.00 mm
Chromaticity coordinate x	0.312
Chromaticity coordinate y	0.328
R9 Colour rendering index	0.00
Beam angle correspondence	SPHERE_360
Survival factor	0.90
Displacement factor	0.5
LED light source replaces a fluorescent light source	No
EPREL ID	1403237,523318,1381383,1838234,2187363
Model number	AC31160,AC44932,AC24724,AC56450,AC70652

### Safety advice

- Do not touch the lamp if broken.
- Must not be used if outer bulb is defective.

### DOWNLOAD DATA

Documents and certificates		Document name
	Declarations of conformity	CLASS B,P LED lamp
Photometric and lighting design files		Document name
	IES file (IES)	AC08385_CLB40 5,7W 220-240VFRE14
	LDT file (Eulumdat)	AC08385_CLB40 5,7W 220-240VFRE14
	Light distribution curve type polar	LVCLB40 5.7W 865 220-240VFR E14 FS1OSRAM

Photometric and lighting design files	Document name
 Light distribution curve type polar	VALUE CLB40 5,7W 865 230VFR E14 FS1OSRAM
 Spectral power distribution	LISO spectral power distribution 6500K CRI80 v2

**LOGISTICAL DATA**

Product code	Packaging unit (Pieces/Unit)	Dimensions (length x width x height)	Gross weight	Volume
4052899971066	Folding box 1	39 mm x 39 mm x 102 mm	25.00 g	0.16 dm <sup>3</sup>
4052899971158	Shipping box 10	210 mm x 90 mm x 116 mm	300.00 g	2.19 dm <sup>3</sup>

The mentioned product code describes the smallest quantity unit which can be ordered. One shipping unit can contain one or more single products. When placing an order, for the quantity please enter single or multiples of a shipping unit.

**DISCLAIMER**

Subject to change without notice. Errors and omission excepted. Always make sure to use the most recent release.