

# PRODUCT DATASHEET

## SMART WIFI B40 4,9W 230V TW FR E14

### TRIPLE PACK

SMART+ WiFi Candle Tunable White | Classic candle shape with WiFi technology



#### Areas of application

- General illumination
- Residential interiors
- Professional (hotels, bars, boutiques etc.)
- Outdoor use in suitable outdoor luminaires only

#### Product benefits

- Wireless control via app
- Easy to install and use
- Contains no mercury
- Lower energy consumption than incandescent or halogen lamps

#### Product features

- Controllable via LEDVANCE SMART+ App (with minimum Android 8.0 or iOS 14.0)
- Controllable via Google Assistant and Amazon Alexa possible
- Network protocol: WiFi



- Adjustable light color via Tunable White: Warm White to Cool White (2,700 K...6,500 K)
- Dimmable
- Lifetime: up to 20,000 h

## TECHNICAL DATA

### Electrical data

Nominal wattage	4.9 W
Construction wattage	4.90 W
Nominal voltage	220...240 V
Nominal current	42 mA
Mains frequency	50/60 Hz
Power factor $\lambda$	> 0.5
Claimed equiv. conventional lamp power	40 W
Operating mode	AC Mains

### Photometrical data

Light color (designation)	Tunable White
Lumen main.fact.at end of nom.life time	0.95
Standard deviation of color matching	$\leq 6$ sdcn
Nominal luminous flux	470 lm
Luminous flux	470 lm
Luminous efficacy	95 lm/W
Adjustable color temperature	2700...6500 K
Color temperature	2700...6500 K
Color rendering index Ra	80
Flickering metric (Pst LM)	$\leq 1$
Stroboscope effect metric (SVM)	$\leq 0.4$



Everlight 67-23ST KKE 2700K

### Light technical data

Beam angle	200 °
Starting time	< 0.5 s

Warm-up time (60 %)	< 0.50 s
---------------------	----------

## Dimensions & Weight



Product weight	28.00 g
Diameter	39.00 mm
Maximum diameter	39 mm
Length	115.00 mm
Width	39.00 mm
Height	39.00 mm
Outer bulb [PICOS]	B40

## Lifespan

Number of switching cycles	100000
Lifespan	20000 h

## Colors & materials

Product color	White
Housing color	White

## Temperatures & operating conditions

Ambient temperature range	-20...+40 °C
---------------------------	--------------

## Additional product data

Mercury-free	Yes
Product remark	All technical parameters apply to the entire lamp / Due to the complex production process for light-emitting diodes, the typical values shown for the technical LED parameters are purely statistical values that do not necessarily match the actual technical parameters of each individual product, which can vary from the typical value
Base (standard designation)	E14

## Capabilities

Dimmable	Yes <sup>1)</sup>
----------	-------------------

Compatible smart home technology	Amazon Alexa / Google Assistant
----------------------------------	---------------------------------

1) Check dimmer compatibility at [ledvance.com/compatibility](https://www.ledvance.com/compatibility)

### Certificates & Standards

Energy efficiency class	F 1)
Energy consumption	5.00 kWh/1000h
Standards	CE
Type of protection	IP20

1) Energy efficiency class (EEC) on a scale of A (highest efficiency) to G (lowest efficiency)

### Energy labelling regulation data acc EU 2019/2015

Lighting technology used	LED
Non-directional or directional	NDLS
Mains or non-mains	MLS
Light source cap-type (or other electric interface)	E14
Connected light source (CLS)	Yes
Color-tuneable light source	No
Envelope	No
High luminance light source	No
Anti-glare shield	No
Correlated colour temperature type	RANGE
Standby power	⊠ 0.5 W
Networked standby power for CLS	⊠ 0.5 W
Claim of equivalent power	Yes
Chromaticity coordinate x	0.463
Chromaticity coordinate y	0.42
R9 Colour rendering index	>0
Beam angle correspondence	SPHERE_360
Survival factor	0,9
LED light source replaces a fluorescent light source	No
EPREL ID	1218019
Model number	AC42231,AC42231



### EQUIPMENT / ACCESSORIES

– For control via LEDVANCE SMART+ App, a smartphone or tablet is required (with minimum Android 8.0 or iOS 14.0)


### Safety advice

- Do not touch the lamp if broken.
- Must not be used if outer bulb is defective.

### DOWNLOAD DATA

Documents and certificates		Document name
	Extended installation guide	SH Insert WIFI StartUpG Lamps RGBTW LDV
	Declarations of conformity	SMART WIFI B40

Photometric and lighting design files		Document name
	Spectral power distribution	Everlight 67-23ST KKE 2700K

### LOGISTICAL DATA

Product code	Packaging unit (Pieces/Unit)	Dimensions (length x width x height)	Gross weight	Volume
4058075779051	Folding box 3	67 mm x 130 mm x 204 mm	233.00 g	1.78 dm <sup>3</sup>
4058075779068	Shipping box 12	270 mm x 213 mm x 145 mm	1168.00 g	8.34 dm <sup>3</sup>

The mentioned product code describes the smallest quantity unit which can be ordered. One shipping unit can contain one or more single products. When placing an order, for the quantity please enter single or multiples of a shipping unit.

### References / Links

- Further information and frequently asked questions (FAQs) at [www.ledvance.com/consumer/smart/faq](http://www.ledvance.com/consumer/smart/faq)

### DISCLAIMER

Subject to change without notice. Errors and omission excepted. Always make sure to use the most recent release.