

PRODUCT DATASHEET

ENDURA Classic Calice Wall E27

ENDURA CLASSIC CALICE | Stainless steel luminaires with glass diffuser



Areas of application

- Building facades
- Entrance lighting
- Patios, balconies
- Pathway lighting
- Driveways

Product benefits

- High flexibility in the choice of the light source thanks to E27 socket
- Easy and quick installation

Product features

- Available with and without motion sensor
- Stainless steel housing
- Type of protection: IP44



TECHNICAL DATA

Electrical data

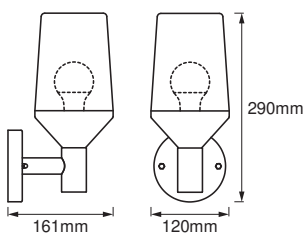
Nominal voltage	220...240 V
Mains frequency	50...60 Hz
Power factor λ	> 0.50
Protection class	I
Operating mode	Mains voltage

Photometrical data

Standard deviation of color matching	< 6 sdc _m
--------------------------------------	----------------------

Dimensions & Weight

Length	161.00 mm
Width	120.00 mm
Height	290.00 mm
Product weight	900.00 g



ENDURA CLASSIC CALICE WALL
E27 SI

Materials & Colors

Product color	Steel
Housing color	Steel
Body material	Stainless steel
Cover material	Glass
Mercury content	0.0 mg

Application & Mounting

Ambient temperature range	-20...+40 °C
---------------------------	--------------

Type of connection	Terminal, 3-Pole (L, N, PE)
Type of protection	IP44
Dimmable	No
Mounting type	Surface
Mounting location	Wall
Application environment	Outdoor
With light source	No

Certificates & Standards

Standards	CE / EAC / UKCA
Luminaire with limited surface temperature, "D sign"	No

Additional product data

Product remark	Maximum bulb wattage: 60 W
----------------	----------------------------





EQUIPMENT / ACCESSORIES

- Complete mounting and connecting accessories included
- No light sources included

Safety advice

- All electrical connections must be made by a qualified person.
- Caution, risk of electric shock.
- Product in protection class I. All electrically conductive, metallic housing parts that can absorb voltage during operation or during maintenance in the event of a fault must be continuously connected to the protective earthing conductor.

DOWNLOAD DATA

	Documents and certificates	Document name
	User instruction / safety instructions	ENDURA CLASSIC CALICE
	Legal information	Legal insert I-Outdoor
	Declarations of conformity	ENDURA CLASSIC CALICE WALL E27 ST
	Declarations of conformity UKCA	Fixed LUM without EMC

LOGISTICAL DATA

Product code	Packaging unit (Pieces/Unit)	Dimensions (length x width x height)	Gross weight	Volume
4058075477957	Folding box 1	202 mm x 162 mm x 334 mm	1055.00 g	10.93 dm ³
4058075477964	Shipping box 4	420 mm x 350 mm x 340 mm	4997.00 g	49.98 dm ³

The mentioned product code describes the smallest quantity unit which can be ordered. One shipping unit can contain one or more single products. When placing an order, for the quantity please enter single or multiples of a shipping unit.

DISCLAIMER

Subject to change without notice. Errors and omission excepted. Always make sure to use the most recent release.