

PRODUCT DATASHEET

FL PFM 10 W 6500 K SYM 100 BK

FLOODLIGHT 10 W | Versatile floodlight with up to 1200 lm light output



Areas of application

- Replacement for floodlights with halogen lamps
- Outdoor use (IP65)
- Public areas
- Building facades
- Construction areas
- Gardens, balconies and other outdoor areas

Product benefits

- Bright, robust and durable
- Safe and very uniform illumination, due to frosted and tempered glass diffuser
- No upper light output ratio (ULOR 0%) when mounted at 0° tilt
- Energy savings of up to 90 % compared to halogen lamp floodlights
- 5 years guarantee

Product features

- Reflector-based, symmetric light distribution with 100° x 100° beam angle
- Integrated wide voltage driver, suitable for 100 - 277 V_{AC}
- Surge protection: up to 4 kV (L/N-PE), 2 kV (L-N)
- Mounting bracket with 30° angle and wide rotation area
- Pre-installed, flexible 1 m cable (H05RN-F), wrapped 3 x 1.0 mm² single wires



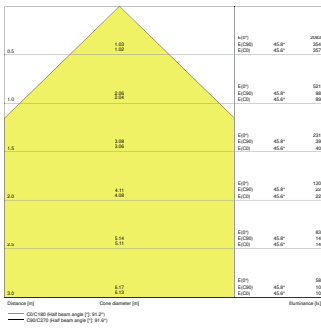
TECHNICAL DATA

Electrical data

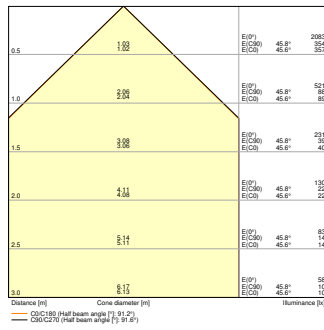
| | |
|---|-----------------------|
| Nominal wattage | 10.00 W |
| Nominal voltage | 100...277 V |
| Mains frequency | 50...60 Hz |
| Nominal current | 49 mA |
| Inrush current | 3.68 A |
| Inrush current time T_{h50} | 27 μ s |
| Max. number of luminaires per miniature circuit breaker B16 | 195 |
| Max. number of luminaires per miniature circuit breaker C10 | 142 |
| Max. number of luminaires per miniature circuit breaker C16 | 228 |
| Power factor λ | > 0.90 |
| Total harmonic distortion | < 20 % |
| Protection class | I |
| Operating mode | Integrated LED driver |

Photometrical data

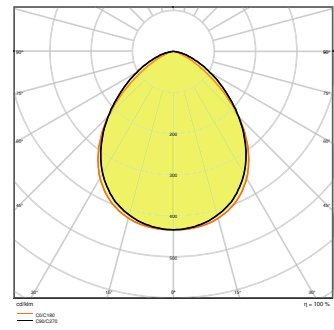
| | |
|--|---------------------------|
| Luminous flux | 1200 lm |
| Luminous efficacy | 120 lm/W |
| Color temperature | 6500 K |
| Light color (designation) | Cool Daylight |
| Color rendering index Ra | \geq 80 |
| Standard deviation of color matching | \leq 5 sdc _m |
| Luminous intensity | - |
| Flickering metric (Pst LM) | - |
| Stroboscope effect metric (SVM) | - |
| Photobiological safety group acc. to EN62778 | RG1 |
| Photobiological safety group acc. to EN62471 | RG1 |
| Beam angle | 100 ° x 100 ° |



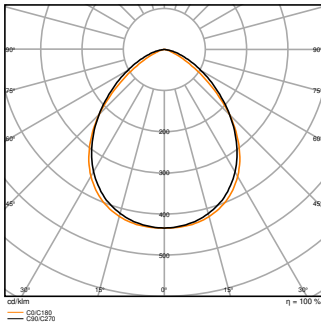
FL PFM 10W6500K SYM 100 BK



FL PFM 10W 6500K SYM 100 BK



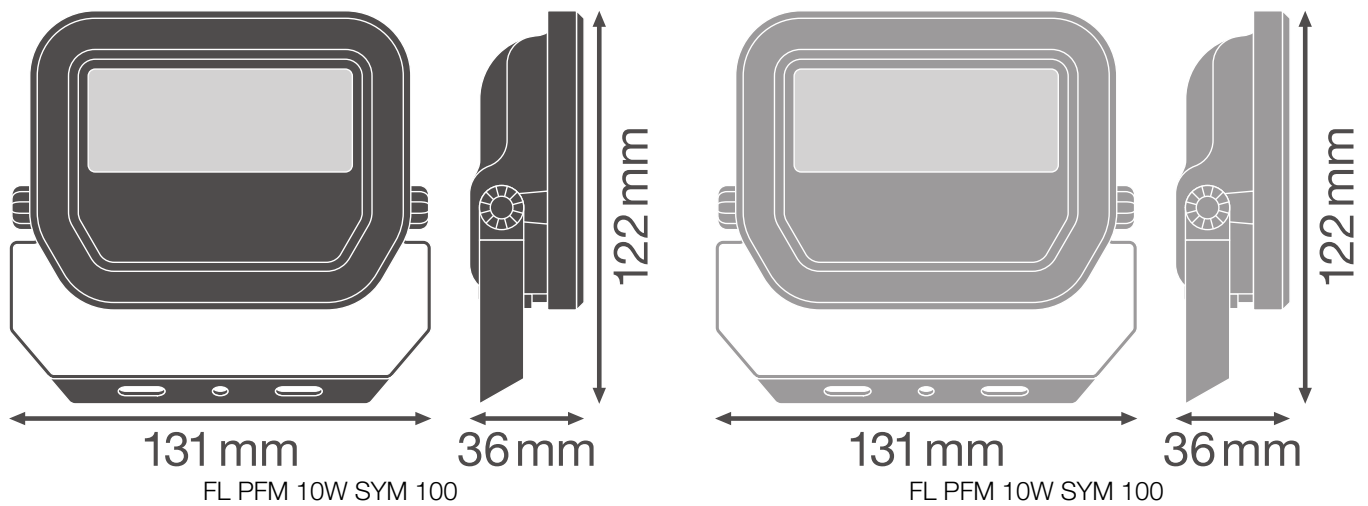
FL PFM 10W6500K SYM 100 BK



FL PFM 10W 6500K SYM 100 BK

Dimensions & Weight

| | |
|----------------|-----------|
| Length | 122.00 mm |
| Width | 131.00 mm |
| Height | 36.00 mm |
| Product weight | 400.00 g |
| Cable length | 1000 mm |



Materials & Colors

| | |
|--|----------|
| Product color | Black |
| Housing color | Black |
| Body material | Aluminum |
| Light emitting surface material | Glass |
| Glow Wire Test according to IEC 60695-2-12 | 650 °C |
| Mercury content | 0.0 mg |

Application & Mounting

| | |
|--|------------------------|
| Ambient temperature range | -30...+50 °C |
| Temperature range at storage | -40...+70 °C |
| Type of connection | Cable, 3-pole |
| Type of protection | IP65 |
| Protection class IK (shock resistance) | IK07 |
| Dimmable | No |
| Mounting type | Surface |
| Mounting location | Wall / Ceiling / Floor |
| Application environment | Outdoor |
| Adjustable | Yes |
| With light source | Yes |

Lifespan

| | |
|----------------------------|-----------------------|
| Lifespan L70/B50 at 25 °C | 70000 h ¹⁾ |
| Lifespan L80/B10 at 25 °C | 55000 h ¹⁾ |
| Lifespan L80/B50 at 25 °C | 55000 h |
| Lifespan L90/B10 at 25 °C | 35000 h |
| Number of switching cycles | 100000 |

1) t[h]: L70 / B50 @ 25 °C (Ta), t[h]: L80 / B10 @ 25 °C (Ta), t[h]: L90 / B10 @ 25 °C (Ta)

Control gear

| | |
|-----------------------------|--------|
| Output current | 220 mA |
| ECG - Output ripple current | < 50 % |





Certificates & Standards






| | |
|--|-----------------------------------|
| Standards | CE / CB / ENEC / EAC / RoHS / EPD |
| Luminaire with limited surface temperature, "D sign" | No |
| Ball shot safe | No |
| EPD | LEDV-00009-V01.01-EN |
| Replaceable light source (EPREL) | Not replaceable |













Safety advice


- All electrical connections must be made by a qualified person.
- The external flexible cable or cord of this luminaire cannot be replaced; if the cord is damaged, the luminaire shall be destroyed.
- Terminal block not included. Installation must be made by a qualified person.
- Caution, risk of electric shock.
- Product in protection class I. All electrically conductive, metallic housing parts that can absorb voltage during operation or during maintenance in the event of a fault must be continuously connected to the protective earthing conductor.


DOWNLOAD DATA


| | Documents and certificates | Document name |
|--|--|----------------|
|  | User instruction / safety instructions | FL PFM SYM |
|  | Legal information | FL PFM SYM |
|  | Legal information | LSI FL PFM SYM |
|  | Legal information | LSI FL PFM SYM |

| Documents and certificates | | Document name |
|--|---------------------------------|------------------------------------|
|  | Legal information | FL PFM SYM |
|  | Legal information | Informationstext 18 Abs 4 ElektroG |
|  | Declarations of conformity | FL PFM |
|  | Declarations of conformity UKCA | FL PFM SYM |
|  | Declarations of conformity UKCA | FL PFM |

| Photometric and lighting design files | | Document name |
|--|-------------------------------------|-----------------------------|
|  | IES file (IES) | FL PFM 10W6500K SYM 100 BK |
|  | IES file (IES) | FL PFM 10W 6500K SYM 100 BK |
|  | LDT file (Eulumdat) | FL PFM 10W6500K SYM 100 BK |
|  | LDT file (Eulumdat) | FL PFM 10W 6500K SYM 100 BK |
|  | ULD file (DIALux) | FL PFM 10W-6500K SYM 100 BK |
|  | ROLF file (RELUX) | FL PFM 10W-6500K SYM |
|  | UGR file (UGR table) | FL PFM 10W6500K SYM 100 BK |
|  | UGR file (UGR table) | FL PFM 10W 6500K SYM 100 BK |
|  | Light distribution curve type cone | FL PFM 10W6500K SYM 100 BK |
|  | Light distribution curve type cone | FL PFM 10W 6500K SYM 100 BK |
|  | Light distribution curve type polar | FL PFM 10W6500K SYM 100 BK |
|  | Light distribution curve type polar | FL PFM 10W 6500K SYM 100 BK |

| CAD/BIM files | | Document name |
|--|--------------|---------------|
|  | BIM Revit 3D | Floodlight G3 |

| CAD/BIM files | | Document name |
|--|-------------|---------------|
|  | CAD STEP 3D | FL G3 10W |

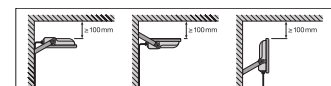
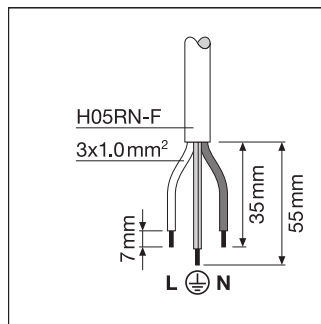
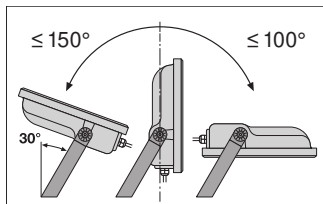
| Tender texts | | Document name |
|--|------------------|--------------------------------------|
|  | Tender documents | FLOODLIGHT 10 W 6500 K SYM 100 BK-EN |

LOGISTICAL DATA

| Product code | Packaging unit (Pieces/Unit) | Dimensions (length x width x height) | Gross weight | Volume |
|---------------|------------------------------|--------------------------------------|--------------|-----------------------|
| 4058075420922 | Folding box 1 | 136 mm x 57 mm x 118 mm | 447.00 g | 0.91 dm ³ |
| 4058075420939 | Shipping box 12 | 360 mm x 286 mm x 144 mm | 5840.00 g | 14.83 dm ³ |

The mentioned product code describes the smallest quantity unit which can be ordered. One shipping unit can contain one or more single products. When placing an order, for the quantity please enter single or multiples of a shipping unit.

ADDITIONAL CATALOG INFORMATION



References / Links

– For Guarantee see www.ledvance.com/guarantee

DISCLAIMER

Subject to change without notice. Errors and omission excepted. Always make sure to use the most recent release.