

PRODUCT DATASHEET

LED VALUE CLAS P 60 6.5 W/3000 K E14

LED VALUE CLASSIC P | LED lamps, classic mini-ball shape



Areas of application

- General illumination
- Domestic applications
- Outdoor use in suitable outdoor luminaires only

Product benefits

- Lower energy consumption than incandescent or halogen lamps
- Simple direct replacement for conventional incandescent lamps
- Instant 100 % light, no warm-up time

Product features

- LED alternative to conventional lamps
- Not dimmable
- Good color rendering ($R_a \geq 80$) and color stability throughout the life of the lamp



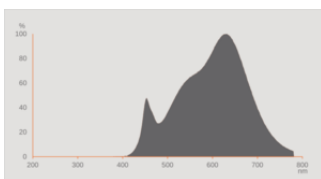
TECHNICAL DATA

Electrical data

Nominal wattage	6.5 W
Construction wattage	6.50 W
Nominal voltage	220...240 V
Claimed equiv. conventional lamp power	60 W
Nominal current	55 mA
Type of current	AC
Operating frequency	50...60 Hz
Mains frequency	50...60 Hz
Power factor λ	> 0.50

Photometrical data

Luminous flux	806 lm
Luminous efficacy	124 lm/W
Lumen main.fact.at end of nom.life time	0.93
Light color (designation)	Warm White
Color temperature	3000 K
Color rendering index Ra	80
Light color	830
Standard deviation of color matching	≤ 6 sdc _m
Flickering metric (Pst LM)	≤ 1
Stroboscope effect metric (SVM)	≤ 0.9

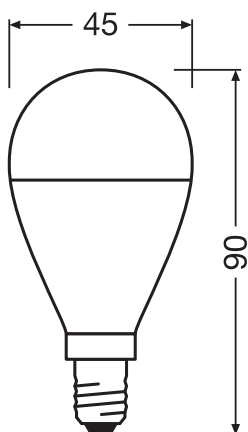


LISO spectral power distribution
3000K CRI80 v1

Light technical data

Beam angle	150 °
Starting time	< 0.5 s

Dimensions & Weight



Overall length	82.00 mm
Diameter	45.00 mm
Maximum diameter	45 mm
Product weight	19.00 g

Temperatures & operating conditions

Ambient temperature range	-20...+40 °C
---------------------------	--------------

Lifespan

Lifespan L70/B50 at 25 °C	15000 h
Number of switching cycles	100000
Lumen maintenance at end of service lifetime	0.93

Additional product data

Base (standard designation)	E14
Mercury content	0.0 mg
Mercury-free	Yes
Design / version	Frosted

Capabilities

Dimmable	No
----------	----

Certificates & Standards

Energy efficiency class	E
-------------------------	---

Energy consumption	7.00 kWh/1000h
Type of protection	IP20
Standards	REACH / CE / CB
Photobiological safety group acc. to EN62778	RG1

Country-specific categorizations

Order reference	VALUECLP60 6,5W
-----------------	-----------------


Energy labelling regulation data acc EU 2019/2015

Lighting technology used	LED
Non-directional or directional	NDLS
Mains or non-mains	MLS
Light source cap-type (or other electric interface)	E14
Connected light source (CLS)	No
Color-tuneable light source	No
Envelope	No
High luminance light source	No
Anti-glare shield	No
Correlated colour temperature type	SINGLE_VALUE
Standby power	0.00 W
Networked standby power for CLS	0.00 W
Claim of equivalent power	Yes
Length	82.00 mm
Height	45.00 mm
Width	45.00 mm
Chromaticity coordinate x	0,4338
Chromaticity coordinate y	0,403
R9 Colour rendering index	0.00
Beam angle correspondence	SPHERE_360
Survival factor	0,5
Displacement factor	>=0.5
LED light source replaces a fluorescent light source	No
EPREL ID	642896,1381393,1870253
Model number	AC31183,AC44942,AC58104,AC58104

Safety advice

- Do not touch the lamp if broken.
- Must not be used if outer bulb is defective.

DOWNLOAD DATA

Photometric and lighting design files	Document name
 Spectral power distribution	LISO spectral power distribution 3000K CRI80 v1

LOGISTICAL DATA

Product code	Packaging unit (Pieces/Unit)	Dimensions (length x width x height)	Gross weight	Volume
4058075627246	Folding box 3	45 mm x 112 mm x 120 mm	69.00 g	0.60 dm ³
4058075627253	Shipping box 30	236 mm x 235 mm x 103 mm	804.00 g	5.71 dm ³

The mentioned product code describes the smallest quantity unit which can be ordered. One shipping unit can contain one or more single products. When placing an order, for the quantity please enter single or multiples of a shipping unit.

DISCLAIMER

Subject to change without notice. Errors and omission excepted. Always make sure to use the most recent release.