


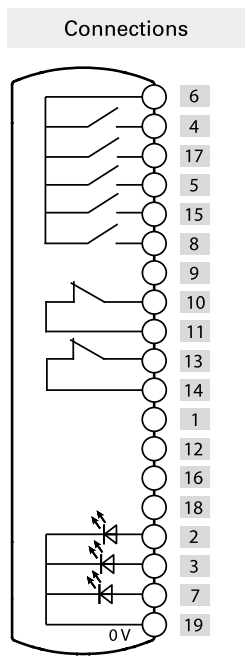
Illuminated selector switch
3 positions
▽


Illuminated selector switch
3 positions
▽

Illuminated button
spring-return

Closing cap

		Contacts	Diagram
Device 1	2NO		6 — 4
			6 — 17
Device 2	2NO		2 — 19
			LED
Device 3	1NO		6 — 5
			6 — 15
Device 4	2NC		3 — 19
			LED
			6 — 8
			7 — 19
			LED
			FD
			10 — 11
			13 — 14



Connector	M23 with 19 pole at the bottom	
-----------	-----------------------------------	--