

# PRODUCT DATASHEET

## Decor Clay Windows Wall 2XE27 Brown

Decor Clay | Decorative luminaires made of clay with exchangeable light source



### Areas of application

- Indoor applications
- Corridors, entrance areas, stairwells, living rooms, basements

### Product benefits

- High-quality look and feel
- High flexibility in the choice of the light source
- Sustainable solution thanks to exchangeable light sources
- Easy mounting

### Product features

- Housing material: metal and clay
- Textile cable



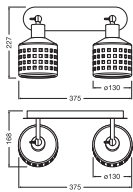
## TECHNICAL DATA

### Electrical data

Nominal voltage	220...240 V
Mains frequency	50...60 Hz
Protection class	I
Operating mode	Mains voltage

### Dimensions & Weight

Length	375.00 mm
Width	168.00 mm
Height	227.00 mm
Product weight	1550.00 g



DECOR CLAY WINDOWS WALL  
2XE27

### Materials & Colors

Product color	Brown
Housing color	Brown
Body material	Clay Steel
Glow Wire Test according to IEC 60695-2-12	650 °C

### Application & Mounting

Ambient temperature range	-20...+40 °C
Temperature range at storage	-20...+80 °C
Type of connection	Terminal, 3-Pole (L, N, PE)
Type of protection	IP20
Protection class IK (shock resistance)	IK03
Dimmable	No

Mounting type	Surface
Application environment	Indoor
With light source	No
Holder designation	E27

### Certificates & Standards

Standards	CE / UKCA
Luminaire with limited surface temperature, "D sign"	No




### Additional product data

Product remark	Maximum bulb wattage: 6 W LED
Number of illuminants	2

### Safety advice

- All electrical connections must be made by a qualified person.
- Caution, risk of electric shock.
- Product in protection class I. All electrically conductive, metallic housing parts that can absorb voltage during operation or during maintenance in the event of a fault must be continuously connected to the protective earthing conductor.
- Check wall-ceiling for suitability. If uncertain, seek professional advice.

### DOWNLOAD DATA

Documents and certificates		Document name
	User instruction / safety instructions	DECOR CLAY WINDOWS WALL E27
	Declarations of conformity	DECOR LUM
	Declarations of conformity UKCA	DECOR LUM

### LOGISTICAL DATA

Product code	Packaging unit (Pieces/Unit)	Dimensions (length x width x height)	Gross weight	Volume
4058075840966	Folding box 1	182 mm x 210 mm x 533 mm	1884.00 g	20.37 dm <sup>3</sup>
4058075840973	Shipping box 2	546 mm x 196 mm x 441 mm	4505.00 g	47.19 dm <sup>3</sup>

The mentioned product code describes the smallest quantity unit which can be ordered. One shipping unit can contain one or more single products. When placing an order, for the quantity please enter single or multiples of a shipping unit.

---

## DISCLAIMER

Subject to change without notice. Errors and omission excepted. Always make sure to use the most recent release.