

Contents	Pages
1. Description, use	2
2. Range	2
3. Dimensions	2
4. General characteristics	3
5. Compliance and approvals	3
6. Equipment supplied	3
7. Installation add-ons	4

LineaSPACE flush-mounting cabinets 8, 12 & 18 modules

Catalogue number(s): F315P8/PB8/PS8/P12/PB12/PS12/P24/PB24/
PS24/P36D3
F315PB36D3/PS36D3/P18/PB18/PS18/P36D2/PB36D2/PS36D2/P54/PB54
F315PS54/P72/PB72/PS72
F315SC8/SC12/SC18/SC24/SC36D2/SC36D3/SC54/SC72
F315S8/S12/S18/S24/S36D2/S36D3/S54/S72

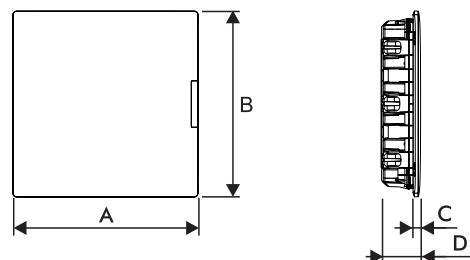
1. DESCRIPTION, USE

Plastic flush-mounting cabinets, supplied with a door, for residential and small commercial installations
Flush-mounted in brick, masonry or dry partition walls
Chassis equipped with rails, 150 mm fixing centres
Faceplate can be removed one row at a time from 2 x18M cabinet versions upwards
Perforated plate and solid faceplate accessories for mounting non-modular products in 18-module cabinets with 2 or more rows
Cabinets supplied separately from the flush-mounting boxes (flush-mounting boxes for dry partition walls)

2. RANGE

Cat. No.	Number of rows	Number of modules per row	Door
F315P8	1	8	Smoked
F315PB8	1	8	Satin-finish white
F315PS8	1	8	Opalescent white
F315P12	1	12	Smoked
F315PB12	1	12	Satin-finish white
F315PS12	1	12	Opalescent white
F315P24	2	12	Smoked
F315PB24	2	12	Satin-finish white
F315PS24	2	12	Opalescent white
F315P36D3	3	12	Smoked
F315PB36D3	3	12	Satin-finish white
F315PS36D3	3	12	Opalescent white
F315P18	1	18	Smoked
F315PB18	1	18	Satin-finish white
F315PS18	1	18	Opalescent white
F315P36D2	2	18	Smoked
F315PB36D2	2	18	Satin-finish white
F315PS36D2	2	18	Opalescent white
F315P54	3	18	Smoked
F315PB54	3	18	Satin-finish white
F315PS54	3	18	Opalescent white
F315P72	4	18	Smoked
F315PB72	4	18	Satin-finish white
F315PS72	4	18	Opalescent white

3. DIMENSIONS



Cat. No.	A (mm)	B (mm)	C (mm)	D (mm)
F315P8	286	208	20	100
F315PB8	286	208	20	100
F315PS8	286	208	20	100
F315P12	359	246	20	100
F315PB12	359	246	20	100
F315PS12	359	246	20	100
F315P24	359	396	20	105
F315PB24	359	396	20	105
F315PS24	359	396	20	105
F315P36D3	359	546	20	105
F315PB36D3	359	546	20	105
F315PS36D3	359	546	20	105
F315P18	493	288	20	105
F315PB18	493	288	20	105
F315PS18	493	288	20	105
F315P36D2	493	496	20	105
F315PB36D2	493	496	20	105
F315PS36D2	493	496	20	105
F315P54	493	650	20	111
F315PB54	493	650	20	111
F315PS54	493	650	20	111
F315P72	493	800	20	111
F315PB72	493	800	20	111
F315PS72	493	800	20	111

LineaSPACE flush-mounting cabinets 8, 12 & 18 modules

Catalogue number(s): F315P8/PB8/PS8/P12/PB12/PS12/P24/PB24/
PS24/P36D3
F315PB36D3/PS36D3/P18/PB18/PS18/P36D2/PB36D2/PS36D2/P54/PB54
F315PS54/P72/PB72/PS72
F315SC8/SC12/SC18/SC24/SC36D2/SC36D3/SC54/SC72
F315S8/S12/S18/S24/S36D2/S36D3/S54/S72

4. GENERAL CHARACTERISTICS

4.1 Technical characteristics:

- Colour of front covers and opaque doors: White RAL 9003
- Protection index:
 - IP30 - IK05 without door
 - IP40 - IK07 with door
- Self-extinguishing:
 - Green flush-mounting boxes (dry partition): 850°C
 - Yellow flush-mounting boxes (brick): 650°C
 - Chassis, front covers and faceplates: 850°C
 - Doors: 750°C
- Class II double insulation
- Rated operating voltage: 400 V AC - 50/60 Hz
- Rated insulation voltage: 400 V AC - 50/60 Hz
- Short-circuit current: 10 kA
- Storage temperature: -20°C to +70°C
- Operating temperature: -10°C to +60°C
- Installation temperature: -25°C to +60°C
- Max. permissible current:

Cat. No.	Maximum permissible current
F315P8/F315PB8/F315PS8 (1x8M)	63 A
F315P12/F315PB12/F315PS12 (1x12M)	63 A
F315P24/F315PB24/F315PS24 (2x12M)	90 A
F315P36D3/F315PB36D3/F315PS36D3 (3x12M)	90 A
F315P18/F315PB18/F315PS18 (1x18M)	90 A
F315P36D2/F315PB36D2/F315PS36D2 (2x18M)	90 A
F315P54/F315PB54/F315PS54 (3x18M)	125 A
F315P72/F315PB72/F315PS72 (4x18M)	125 A

- Dissipated power:

Cat. No.	Maximum permissible current
F315P8/F315PB8/F315PS8 (1x8M)	22 W
F315P12/F315PB12/F315PS12 (1x12M)	26 W
F315P24/F315PB24/F315PS24 (2x12M)	40 W
F315P36D3/F315PB36D3/F315PS36D3 (3x12M)	57 W
F315P18/F315PB18/F315PS18 (1x18M)	41 W
F315P36D2/F315PB36D2/F315PS36D2 (2x18M)	62 W
F315P54/F315PB54/F315PS54 (3x18M)	70 W
F315P72/F315PB72/F315PS72 (4x18M)	78 W

4.2 Materials:

- Cover, faceplate, rail supports: HI polystyrene
- Door, ¼ turn screw: Polycarbonate
- Hinges: Polyamide 6.6
- Rails: Galvanised steel

5. COMPLIANCE AND APPROVALS

Complies with IEC 60670-24 - IEC 23-48 - IEC 23-49
For creating assemblies compliant with IEC 61439-3
IMQ
Complies with REACH and ROHS directives
PEP

6. EQUIPMENT SUPPLIED

Blanking plates:

Cat. No.	Number of blanking plates
F315P36D2/F315PB36D2/F315PS36D2 F315P54/F315PB54/F315PS54 F315P72/F315PB72/F315PS72	2 x 5M

LineaSPACE flush-mounting cabinets 8, 12 & 18 modules

Catalogue number(s): F315P8/PB8/PS8/P12/PB12/PS12/P24/PB24/PS24/P36D3
F315PB36D3/PS36D3/P18/PB18/PS18/P36D2/PB36D2/PS36D2/P54/PB54
F315PS54/P72/PB72/PS72
F315SC8/SC12/SC18/SC24/SC36D2/SC36D3/SC54/SC72
F315S8/S12/S18/S24/S36D2/S36D3/S54/S72

7. INSTALLATION ADD-ONS

7.1 Flush-mounting boxes:

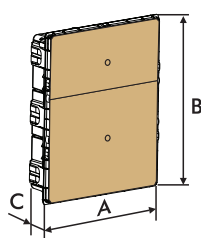
Supplied with protective carton
Material: HI polystyrene

For flush mounting in brick walls:

- Self-extinguishing: 650°C
- Colour: yellow

For flush mounting in dry partition walls, from 10 to 26 mm thick:

- Box supplied complete with dry partition accessory
- Self-extinguishing: 850°C
- Colour: Green RAL 6011



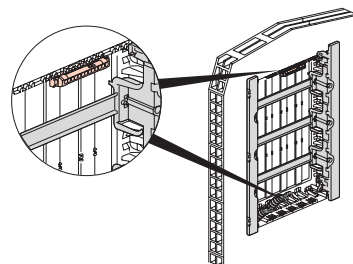
Front cover Cat. No.	Box Cat. No.		Dimensions A x B x C
	650°C	850°C	
F315P8	F315S8	F315SC8	232x186x80
F315PB8			
F315PS8			
F315P12	F315S12	F315SC12	304x222x80
F315PB12			
F315PS12			
F315P24	F315S24	F315SC24	304x372x85
F315PB24			
F315PS24			
F315P36D3	F315S36D3	F315SC36D3	304x522x85
F315PB36D3			
F315PS36D3			
F315P18	F315S18	F315SC18	436x248x85
F315PB18			
F315PS18			
F315P36D2	F315S36D2	F315SC36D2	436x456x85
F315PB36D2			
F315PS36D2			
F315P54	F315S54	F315SC54	436x606x91
F315PB54			
F315PS54			
F315P72	F315S72	F315SC72	436x756x91
F315PB72			
F315PS72			

Cut-outs for flush-mounting the box:

	Dry partition wall		Brick/masonry wall	
	A (mm)	B (mm)	A (mm)	B (mm)
Dry partition flush-mounting boxes				
F315SC8	233	187	> 233	> 187
F315SC12	305	223	> 305	> 223
F315SC24		373		> 373
F315SC36D3		523		> 523
F315SC18	437	249	> 437	> 249
F315SC36D2		457		> 457
F315SC54		607		> 607
F315SC72		757		> 757
Brick flush-mounting boxes	A (mm)	B (mm)	A (mm)	B (mm)
F315S8			> 233	> 187
F315S12			> 223	
F315S24			> 305	> 373
F315S36D3			> 523	
F315S18			> 249	
F315S36D2			> 457	
F315S54			> 607	
F315S72			> 757	

Fixing zones for insulated terminal blocks:

IP2X terminal blocks are fixed directly on the box at the top or bottom



7.2 Joining kit Cat. No. F315KAS:

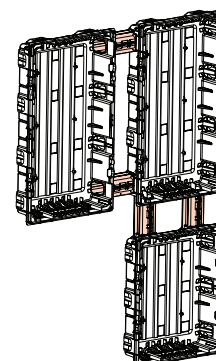
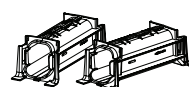
Set of 2 - Used to link cabinets horizontally and vertically

Compatible with brick/masonry walls

IP 40 maintained

Material: Polystyrene, grey R746

Self-extinguishing: 850°C

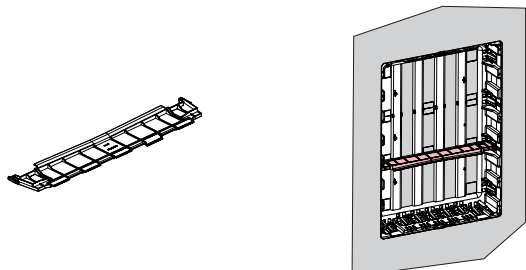


LineaSPACE flush-mounting cabinets 8, 12 & 18 modules

Catalogue number(s): F315P8/PB8/PS8/P12/PB12/PS12/P24/PB24/
PS24/P36D3
F315PB36D3/PS36D3/P18/PB18/PS18/P36D2/PB36D2/PS36D2/P54/PB54
F315PS54/P72/PB72/PS72
F315SC8/SC12/SC18/SC24/SC36D2/SC36D3/SC54/SC72
F315S8/S12/S18/S24/S36D2/S36D3/S54/S72

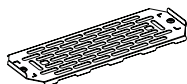
7.3 Horizontal separation divider Cat. No. F315HZ8:

For flush-mounting 18-module cabinets with 2, 3 and 4 rows
Material: Polystyrene, grey R746
Self-extinguishing: 850°C



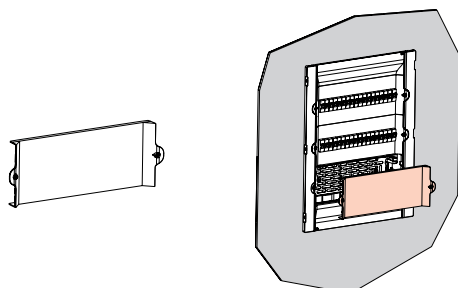
7.4 Perforated plate Cat. No. F315P18F:

Used to replace the DIN rail when integrating non-modular products
For 18-module cabinets with 2, 3 and 4 rows - Height 150 mm
Material: galvanised steel



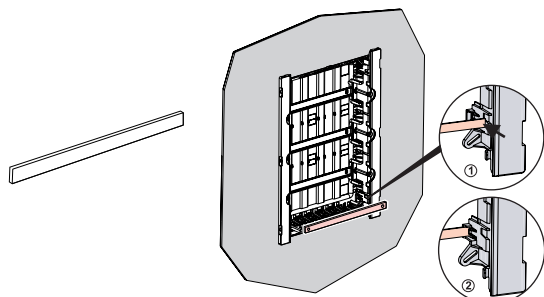
7.5 Solid faceplate Cat. No. F315P18P:

Finishing accessory for non-modular devices
For installation in 18-module cabinets with 2, 3 and 4 rows
Adjustable faceplate
Material: Polystyrene, white RAL 9003
Self-extinguishing: 850°C




7.6 Flat bar Cat. No. 0 048 19:

Takes IP 2X terminal blocks
Supplied in 1 m lengths - Cut-out: 366 mm
Fixes directly onto the chassis of 18-module cabinets with 2, 3 and 4 rows
Material: galvanised steel



7.7 Locking bolt Cat. No. F107NC1:

For installation in 12-module cabinets with 3 rows and 18-module cabinets with 1 to 4 rows
Compatible with:

Cat. Nos.	
F315P36D3/F315PB36D3/F315PS36D3	 F107NC1
F315P18/F315PB18/F315PS18	
F315P36D2/F315PB36D2/F315PS36D2	
F315P54/F315PB54/F315PS54	
F315P72/F315PB72/F315PS72	

7.8 Blanking plate Cat. No. F215FP:

5 modules
Can be separated for each module or half-module
Colour: White RAL 9003
Self-extinguishing: 850°C

