


10344 100	DATA SHEET	
Valid from: 17.09.2018	EPIC[®] MCS-HC / MCB-HC 2	

Description

- The mixed assembly guarantees high flexibility. For applications in mechanical and plant engineering, for printing machines and slide-in technology.
- Screw connection up to 25mm² for easy assembly without special tools



General Characteristics

Series	MC Module
Number of Contacts	2
Termination Methods	Screw termination: 10.0 - 25.0 mm ²
Temperature Range	-40°C to +100°C, short-term up to +125°C

Material No.	Module	Package
10344 100	Male	5
10345 100	Female	5

Mechanical Characteristics

Cycles of mechanical operation	100
--------------------------------	-----

Electrical Characteristics

Rated Voltage, IEC	1000 V
Rated Voltage, UL	600 V
Rated Voltage, CSA	600 V
Rated Current	82 A
Contact Resistance	< 2 mOhm
Pollution Degree	3

Materials and Surfaces

Contacts	Copper alloy, hard silver -plated
Insulating Body	PA
Flammability Class according to UL 94	V0


Approvals

UL-Approval, E-File-Number	E75770
VDE-Approval, VDE-REG. Nr.:	A870

Standard

Safety Standard	IEC 61984, UL 1977
-----------------	--------------------

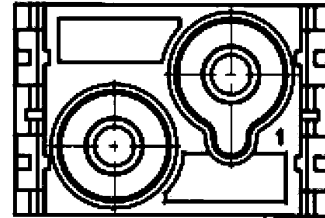
Creator: MANA2/PDP Released: IVSE1/PDP	Document: DB10344100EN Version: 01	Page 1 of 2
---	---------------------------------------	-------------

10344-100	DATA SHEET	
Valid from: 17.09.2018	EPIC [®] MCS-HC / MCB-HC 2	

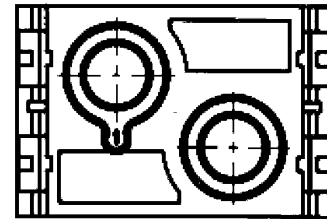
Technical Drawing



M



F



Automation



Industrial machinery and plant engineering



Wind Energy

Info

High power module 2pole with screw connection

Application range

Plant engineering
Printing machines
Control engineering

Remark

Photographs are not to scale and do not represent detailed images of the respective products.

Creator: MANA2/PDP Released: IVSE1/PDP	Document: DB10344100EN Version: 01	Page 2 of 2
---	---------------------------------------	-------------