

PRODUCT DATASHEET

ENDURA Style Sphere 8W Dark Gray

ENDURA® STYLE SPHERE | Spotlights with rotatable head, round shape



Areas of application

- Outdoor use (IP44)
- Building facades
- Entrance lighting
- Patios, balconies

Product benefits

- Energy-efficient thanks to LED technology
- Easy and quick installation

Product features

- Bright and functional outdoor LED luminaires
- Die-cast aluminum housing
- Adjustable modules: rotation angle 180°



TECHNICAL DATA

Electrical data

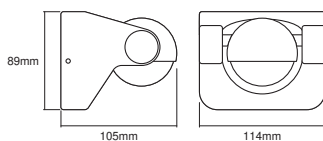
Nominal wattage	8.00 W
Nominal voltage	220...240 V
Mains frequency	50...60 Hz
Nominal current	40.000 mA
Inrush current	15 A
Max. number of luminaires per miniature circuit breaker B16	31
Max. number of luminaires per miniature circuit breaker C10	26
Max. number of luminaires per miniature circuit breaker C16	42
Power factor λ	> 0.5
Protection class	I
Operating mode	Mains voltage

Photometrical data

Luminous flux	600 lm
Luminous efficacy	75 lm/W
Color temperature	3000 K
Light color (designation)	Warm White
Color rendering index Ra	> 80
Standard deviation of color matching	≤6 sdc _m
Photobiological safety group acc. to EN62778	RG1
Photobiological safety group acc. to EN62471	RG0
Beam angle	170 °

Dimensions & Weight

Length	105.00 mm
Width	114.00 mm
Height	89.00 mm
Product weight	500.00 g



PG ENDURA STYLE Sphere MiPRC

Materials & Colors

Product color	Dark gray
Housing color	Dark gray
Body material	Aluminum
Cover material	Polycarbonate (PC)
Mercury content	0.0 mg

Application & Mounting

Ambient temperature range	-20...+40 °C
Temperature range at storage	-20...+85 °C
Type of connection	Screw terminal
Type of protection	IP44
Protection class IK (shock resistance)	IK03
Dimmable	No
Mounting type	Surface
Mounting location	Wall
Application environment	Outdoor
With light source	Yes

Lifespan

Lifespan L70/B50 at 25 °C	30000 h ¹⁾
Number of switching cycles	15000

¹⁾ t[h]: L70 / B50 @ 25 °C (Ta), t[h]: L80 / B10 @ 25 °C (Ta), t[h]: L90 / B10 @ 25 °C (Ta)

Emergency lighting

Type of emergency light operation	Non-maintained
Luminous flux in maintained operation mode	-
Luminous flux in emergency operation mode	-




Certificates & Standards

Standards	CE / EAC
Luminaire with limited surface temperature, "D sign"	No
Replaceable light source (EPREL)	Not replaceable

EQUIPMENT / ACCESSORIES

– Complete mounting and connecting accessories included

DOWNLOAD DATA

Documents and certificates	Document name
 User instruction / safety instructions	ENDURA® STYLE SPHERE HEMISPHERE
 Legal information	Legal insert C Outdoor - Not dimmable
 Declarations of conformity	ENDURA STYLE LUM

LOGISTICAL DATA

Product code	Packaging unit (Pieces/Unit)	Dimensions (length x width x height)	Gross weight	Volume
4058075216624	Folding box 1	124 mm x 154 mm x 166 mm	540.00 g	3.17 dm ³
4058075216631	Shipping box 6	385 mm x 170 mm x 355 mm	3472.00 g	23.23 dm ³

The mentioned product code describes the smallest quantity unit which can be ordered. One shipping unit can contain one or more single products. When placing an order, for the quantity please enter single or multiples of a shipping unit.

DISCLAIMER

Subject to change without notice. Errors and omission excepted. Always make sure to use the most recent release.