

# PRODUCT DATASHEET

## Planon Frameless 600x600mm 40W 3000K

PLANON™ Frameless | Frameless panel luminaires for wall and ceiling mounting



### Areas of application

- Indoor applications
- Decorative domestic lighting
- Wall and ceiling surface mounting

### Product benefits

- Homogenous light distribution
- Easy and quick installation

### Product features

- Ceiling luminaire with advanced LED technology
- Available in square and rectangular form
- Color temperature: 3,000 K
- Aluminum housing, frosted PMMA diffuser



## TECHNICAL DATA

### Electrical data

Nominal wattage	40.00 W
Nominal voltage	220...240 V
Mains frequency	50...60 Hz
Nominal current	169.000 mA
Power factor $\lambda$	> 0.90
Protection class	II
Operating mode	Mains voltage

### Photometrical data

Luminous flux	3000 lm
Total luminous flux of contained light sources	4300 lm
Luminous efficacy	75 lm/W
Color temperature	3000 K
Light color (designation)	Warm White
Color rendering index Ra	80
Standard deviation of color matching	$\leq 6$ sdc <sub>m</sub>
Photobiological safety group acc. to EN62778	RG1
Photobiological safety group acc. to EN62471	RG0
Beam angle	110 °

### Dimensions & Weight

Length	596.00 mm
Width	596.00 mm
Height	62.00 mm
Product weight	4690.00 g

PLANON FRAMELESS 600X600  
40W 830

### Materials & Colors

Product color	White
---------------	-------

Housing color	White
Body material	Aluminum
Cover material	Polymethylmethacrylate (PMMA)
Light emitting surface material	PMMA
Mercury content	0.0 mg

### Application & Mounting

Ambient temperature range	-20...+40 °C
Temperature range at storage	-20...+80 °C
Type of connection	Screwless terminal
Type of protection	IP20
Protection class IK (shock resistance)	IK03
Dimmable	No
Mounting type	Surface
Mounting location	Ceiling
Application environment	Indoor
With light source	Yes

### Lifespan

Lifespan L70/B50 at 25 °C	25000 h <sup>1)</sup>
Number of switching cycles	15000

<sup>1)</sup> t[h]: L70 / B50 @ 25 °C (Ta), t[h]: L80 / B10 @ 25 °C (Ta), t[h]: L90 / B10 @ 25 °C (Ta)

### Emergency lighting

Type of emergency light operation	Non-maintained
Luminous flux in maintained operation mode	-
Luminous flux in emergency operation mode	-

### Certificates & Standards

Standards	CE / EAC / UKCA
Luminaire with limited surface temperature, "D sign"	No
Replaceable light source (EPREL)	Not replaceable




### EQUIPMENT / ACCESSORIES

- Complete mounting and connecting accessories included
- Driver included

## Safety advice

- All electrical connections must be made by a qualified person.
- Caution, risk of electric shock.
- Check wall-ceiling for suitability. If uncertain, seek professional advice.

## DOWNLOAD DATA

Documents and certificates	Document name
 User instruction / safety instructions	PLANON FRAMELESS
 Declarations of conformity	PLANON FRAMELESS
 Declarations of conformity UKCA	Fixed LUM

## LOGISTICAL DATA

Product code	Packaging unit (Pieces/Unit)	Dimensions (length x width x height)	Gross weight	Volume
4058075470651	Folding box 1	82 mm x 622 mm x 623 mm	5229.00 g	31.78 dm <sup>3</sup>
4058075470668	Shipping box 3	682 mm x 308 mm x 690 mm	17108.00 g	144.94 dm <sup>3</sup>

The mentioned product code describes the smallest quantity unit which can be ordered. One shipping unit can contain one or more single products. When placing an order, for the quantity please enter single or multiples of a shipping unit.

## DISCLAIMER

Subject to change without notice. Errors and omission excepted. Always make sure to use the most recent release.