

PRODUCT DATASHEET

Vintage 1906 Classic C 125 15 Filament DIM 4W 818 Smoke E27

Vintage 1906 LED Special Shapes Dimmable | Dimmable LED lamps, vintage edition, special bulb shape



Areas of application

- Perfect for decorative installations
- Domestic applications
- General illumination
- Outdoor use in suitable outdoor luminaires only

Product benefits

- Lower energy consumption than incandescent or halogen lamps
- Instant 100 % light, no warm-up time
- Can be easily fitted instead of ordinary light bulbs
- Available in various bulb shapes and diameters

Product features

- LED lamps for line voltage
- Lamp made of glass
- Lifetime up to 15,000 h
- Beam angle: up to 360°
- Dimmable
- Good quality of light; color rendering index $R_a \geq 80$; constant chromaticity
- Can be used directly as luminaire



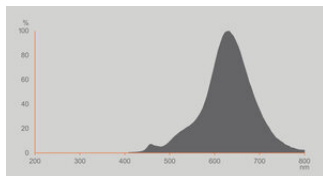
TECHNICAL DATA

Electrical data

Nominal wattage	4 W
Construction wattage	4.00 W
Nominal voltage	220...240 V
Operating mode	AC Mains
Claimed equiv. conventional lamp power	15 W
Nominal current	25 mA
Type of current	AC
Inrush current	0.22 A
Operating frequency	50/60 Hz
Mains frequency	50/60 Hz
Max. lamp number on MCB B10 A	2045
Max. lamp number on MCB B16 A	3272
Total harmonic distortion	84.2 %
Power factor λ	≥ 0.40

Photometrical data

Luminous flux	140 lm
Luminous efficacy	35 lm/W
Lumen main.fact.at end of nom.life time	0.93
Light color (designation)	Comfort warm white
Color temperature	1800 K
Color rendering index Ra	80
Light color	818
Standard deviation of color matching	≤ 6 sdcn
Rated LLMF at 6,000 h	0.80
Flickering metric (Pst LM)	≤ 1.0
Stroboscope effect metric (SVM)	≤ 0.4



EPREL Data Spectral Diagram LEDr_1800K_Big_Shape_Smoke

Light technical data

Beam angle	300 °
Warm-up time (60 %)	< 0.50 s
Starting time	< 0.5 s

Dimensions & Weight



Overall length	283.00 mm
Diameter	125.00 mm
Maximum diameter	125 mm
Product weight	187.00 g

Temperatures & operating conditions

Ambient temperature range	-20...+40 °C
Maximum temperature at tc test point	65 °C

Lifespan

Lifespan L70/B50 at 25 °C	15000 h
Number of switching cycles	100000
Lumen maintenance at end of service lifetime	0.93
Rated lamp survival factor at 6,000 h	≥ 0.90

Additional product data

Base (standard designation)	E27
-----------------------------	-----

Mercury content	0.0 mg
Mercury-free	Yes
Design / version	Clear smoke
Product remark	All technical parameters apply to the entire lamp / Due to the complex production process for light-emitting diodes, the typical values shown for the technical LED parameters are purely statistical values that do not necessarily match the actual technical parameters of each individual product, which can vary from the typical value

Capabilities

Dimmable	Yes ¹⁾
----------	-------------------

¹⁾ Check dimmer compatibility at [ledvance.com/compatibility](https://www.ledvance.com/compatibility)

Certificates & Standards

Energy consumption	4.00 kWh/1000h
Type of protection	IP20
Standards	CE / UKCA
Photobiological safety group acc. to EN62778	RG0

Country-specific categorizations

Order reference	1906LC125D15 4W
-----------------	-----------------

LOGISTICAL DATA

Temperature range at storage	-20...+80 °C
------------------------------	--------------

Energy labelling regulation data acc EU 2019/2015




Lighting technology used	LED
Non-directional or directional	NDLS
Mains or non-mains	MLS
Light source cap-type (or other electric interface)	E27
Connected light source (CLS)	No
Color-tuneable light source	No
Envelope	No
High luminance light source	No
Anti-glare shield	No
Standby power	not applicable
Networked standby power for CLS	not applicable
Claim of equivalent power	Yes

Length	283.00 mm
Height	125.00 mm
Width	125.00 mm
Chromaticity coordinate x	0.549
Chromaticity coordinate y	0.408
R9 Colour rendering index	>0
Beam angle correspondence	SPHERE_360
Survival factor	0.90
Displacement factor	≥0.4
LED light source replaces a fluorescent light source	No

Safety advice

- Do not touch the lamp if broken.
- Must not be used if outer bulb is defective.

DOWNLOAD DATA

Documents and certificates		Document name
	On-Pack-Info	ELR - exempt lamps
	Declarations of conformity	LED CLASSIC
Photometric and lighting design files		Document name
	Spectral power distribution	EPREL Data Spectral Diagram LEDr _1800K_Big_Shape_Smoke

LOGISTICAL DATA

Product code	Packaging unit (Pieces/Unit)	Dimensions (length x width x height)	Gross weight	Volume
4099854090325	Folding box 1	140 mm x 140 mm x 336 mm	295.00 g	6.59 dm ³
4099854090332	Shipping box 4	291 mm x 291 mm x 348 mm	1522.00 g	29.47 dm ³

The mentioned product code describes the smallest quantity unit which can be ordered. One shipping unit can contain one or more single products. When placing an order, for the quantity please enter single or multiples of a shipping unit.

DISCLAIMER

Subject to change without notice. Errors and omission excepted. Always make sure to use the most recent release.