

PRODUCT DATASHEET

BLKH RD SEN 250 P 10W CPS BK

BULKHEAD ROUND SENSOR | Robust wall and ceiling luminaire with IP65 and IK10 protection and sensor



Areas of application

- Direct replacement for luminaires with fluorescent lamps
- Corridors, stairways, entrance areas
- Passages, underpasses
- Public areas

Product benefits

- Multiple adjustments of sensor range, daylight detection and hold time
- Highly versatile due to selectable CCT and power steps (Multi Color / Multi Lumen) on the driver
- Flexible mounting patterns for convenient installation
- Suitable for use in public areas thanks to high IK rating
- Suitable for use in dusty and damp locations thanks to high IP rating
- Separate decor element available for an aesthetic and functional product design

Product features

- High frequency sensor for daylight and motion detection
- UV-stabilized polycarbonate (PC) housing, PC-diffuser
- High luminous efficacy: > 120 lm/W for 3000 K and 4000 K
- Impact resistance: IK10
- Type of protection: IP65
- Push wire terminal for tool-free connection
- Through-wiring possible



TECHNICAL DATA

Electrical data

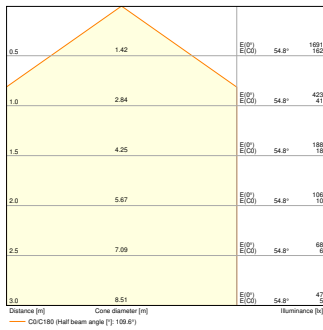
Nominal wattage	10 W / 8.5 W / 7 W / 6 W ¹⁾
Nominal voltage	220...240 V
Mains frequency	50/60 Hz
Nominal current	46...41...35...30 mA
Inrush current	3.44 A
Inrush current time T_{h50}	3.284 μ s
Max. number of luminaires per miniature circuit breaker B16	224
Max. number of luminaires per miniature circuit breaker C10	140
Max. number of luminaires per miniature circuit breaker C16	224
Power factor λ	> 0.70
Total harmonic distortion	< 20 %
Protection class	II
Operating mode	Integrated LED driver

¹⁾ For possible options refer to lumen/power table image

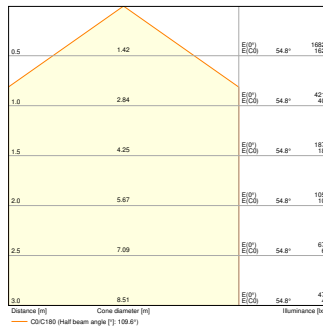
Photometrical data

Luminous flux	1220 lm / 1070 lm / 860 lm / 710 lm ¹⁾
Luminous efficacy	122 lm/W / 120 lm/W / 118 lm/W ¹⁾
Color temperature	3000 K / 4000 K
Light color (designation)	Warm White / Cool White
Color rendering index Ra	> 80
Standard deviation of color matching	5 sdc _m
Low flicker	Yes
Flickering metric (Pst LM)	<1
Stroboscope effect metric (SVM)	<0.4
Photobiological safety group acc. to EN62778	RG0
Beam angle	120 °

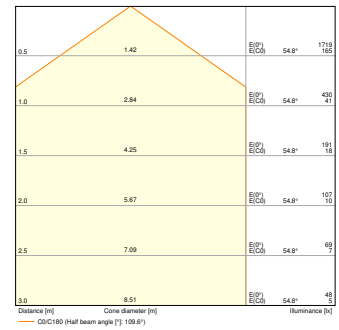
¹⁾ For possible options refer to lumen/power table image



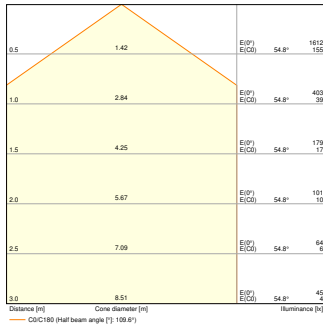
BLKH 250 P 10W 840 1200lm



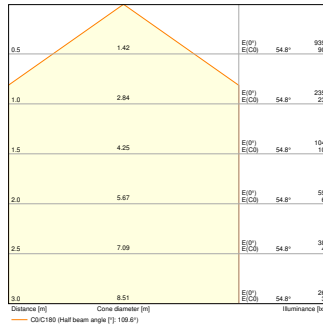
BLKH 250 P 20W 830 1200lm



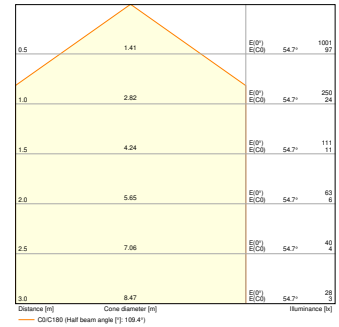
BLKH 250 P 10W 840 1220lm



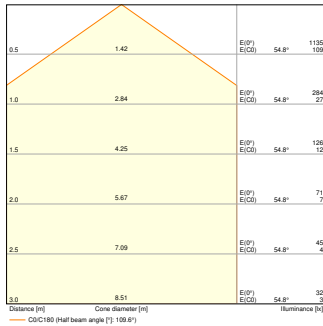
BLKH 250 P 20W 830 1150lm



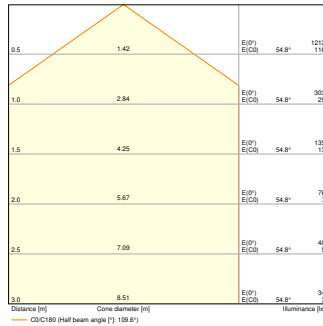
BLKH 250 P 6W 830 670lm



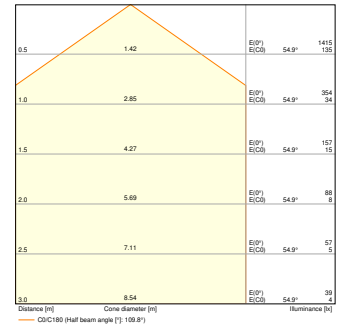
BLKH 250 P 6W 840 710lm



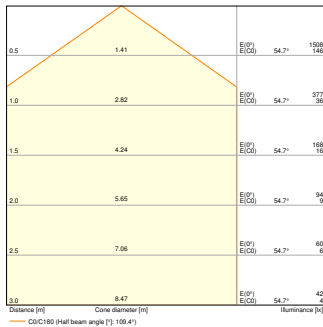
BLKH 250 P 7W 830 810lm



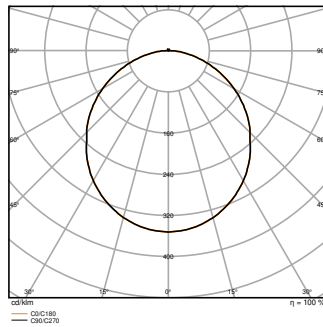
BLKH 250 P 7W 840 860lm



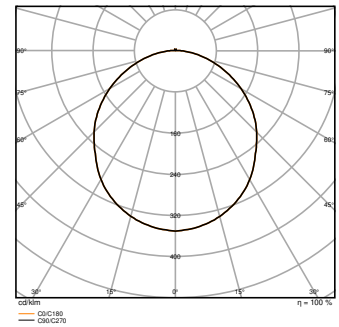
BLKH 250 P 8.5W 830 1010lm



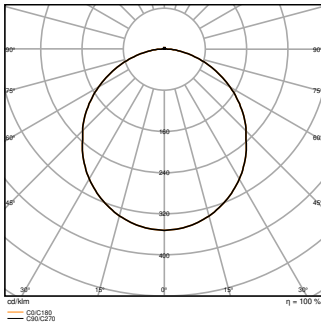
BLKH 250 P 8.5W 840 1070lm



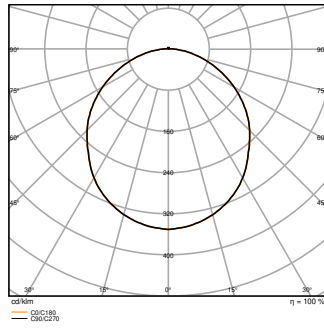
BLKH 250 P 10W 840 1200lm



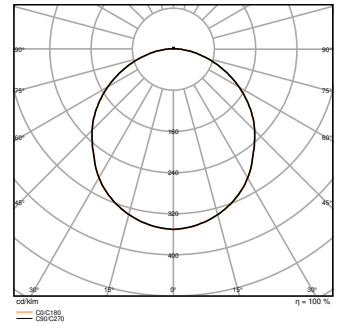
BLKH 250 P 20W 830 1200lm



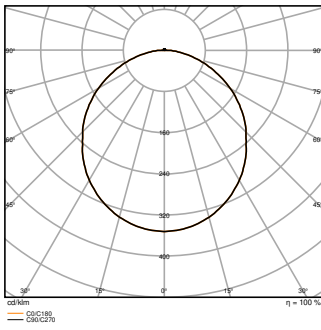
BLKH 250 P 10W 840 1220lm



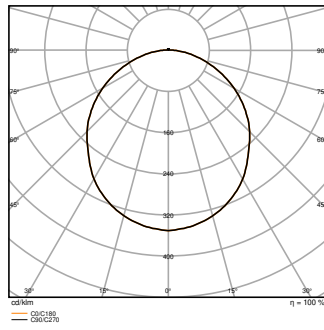
BLKH 250 P 20W 830 1150lm



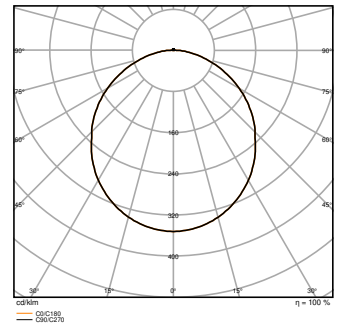
BLKH 250 P 6W 830 670lm



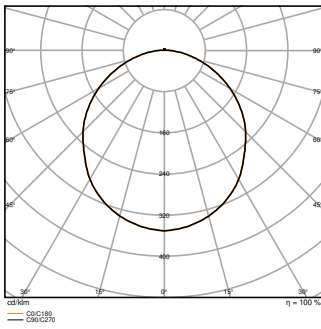
BLKH 250 P 6W 840 710lm



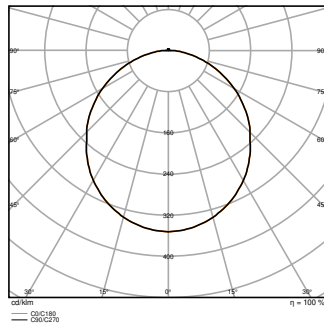
BLKH 250 P 7W 830 810lm



BLKH 250 P 7W 840 860lm




BLKH 250 P 8.5W 830 1010lm



BLKH 250 P 8.5W 840 1070lm

Dimensions & Weight

Diameter	262.00 mm
Height	73.00 mm
Product weight	720.00 g



BLKH RD/SEN/EM 250 P 10W CPS

Materials & Colors

Product color	Black
Housing color	Black
Body material	Polycarbonate (PC)
Cover material	Polycarbonate (PC)
Light emitting surface material	Polycarbonate (PC)
Glow Wire Test according to IEC 60695-2-12	850 °C
Mercury content	0.0 mg

Application & Mounting

Ambient temperature range	-20...+40 °C
Temperature range at storage	-20...+80 °C
Type of connection	Screwless terminal
Type of protection	IP65
Protection class IK (shock resistance)	IK10
Dimmable	No
Mounting type	Surface
Mounting location	Ceiling / Wall
Application environment	Outdoor
With light source	Yes

Lifespan

Lifespan L70/B50 at 25 °C	70000 h ¹⁾
Lifespan L80/B10 at 25 °C	55000 h ¹⁾
Lifespan L80/B50 at 25 °C	65000 h

Lifespan L90/B10 at 25 °C	40000 h
Number of switching cycles	100000

1) t[h]: L70 / B50 @ 25 °C (Ta), t[h]: L80 / B10 @ 25 °C (Ta), t[h]: L90 / B10 @ 25 °C (Ta)

Control gear

Output current	350...300...250...200 mA
ECG - Output ripple current	< 5 %

Sensor

Type of sensor	Motion / Light
Sensor technology	Microwave
Sensor detection angle	150 °
Sensor controlled switching time	5 s...30 min
Detection range of motion sensor	3...8 m
Detection threshold of daylight sensor	2...50 lx

Certificates & Standards

Standards	CE / CB / UKCA / EAC / ENEC / EPD
Luminaire with limited surface temperature, "D sign"	No
Ball shot safe	No
EPD	LEDV-00029-V01.01-EN
Replaceable light source (EPREL)	Not replaceable


Additional product data















Added function	EVERLOOP / MULTI SELECT
----------------	-------------------------


EQUIPMENT / ACCESSORIES














- Additional cover rings in different designs available
- Mounting screws and dowels included
- Anti-theft screw included



DOWNLOAD DATA


Documents and certificates	Document name
 User instruction / safety instructions	BLKH RD GEN2

Documents and certificates		Document name
	Legal information	Legal Insert BLKH RD
	Legal information	Light Source Insert BLKH RD GEN2
	Legal information	Informationstext 18 Abs 4 ElektroG
	Declarations of conformity	BLKH RD SEN
	Declarations of conformity UKCA	BLKH RD SEN
Photometric and lighting design files		Document name
	IES file (IES)	BLKH 250 P 10W 830 1150lm
	IES file (IES)	BLKH 250 P 10W 840 1220lm
	IES files (IES, additional)	BLKH 250 P 6W 830 670lm
	IES files (IES, additional)	BLKH 250 P 6W 840 710lm
	IES files (IES, additional)	BLKH 250 P 7W 830 810lm
	IES files (IES, additional)	BLKH 250 P 7W 840 860lm
	IES files (IES, additional)	BLKH 250 P 8.5W 830 1010lm
	IES files (IES, additional)	BLKH 250 P 8.5W 840 1070lm
	LDT file (Eulumdat)	BLKH 250 P 10W 840 1220lm
	LDT file (Eulumdat)	BLKH 250 P 20W 830 1150lm
	LDT file (Eulumdat)	BLKH 250 P 8.5W 840 1070lm
	LDT files (Eulumdat, additional)	BLKH 250 P 6W 830 670lm

Photometric and lighting design files		Document name
	LDT files (Eulumdat, additional)	BLKH 250 P 6W 840 710lm
	LDT files (Eulumdat, additional)	BLKH 250 P 7W 830 810lm
	LDT files (Eulumdat, additional)	BLKH 250 P 7W 840 860lm
	LDT files (Eulumdat, additional)	BLKH 250 P 8.5W 830 1010lm
	ULD file (DIALux)	BLKH RD SEN 250 P 10W CPS BK
	UGR file (UGR table)	BLKH 250 P 10W 840 1200lm
	UGR file (UGR table)	BLKH 250 P 20W 830 1200lm
	UGR file (UGR table)	BLKH 250 P 10W 840 1220lm
	UGR file (UGR table)	BLKH 250 P 20W 830 1150lm
	UGR file (UGR table)	BLKH 250 P 6W 830 670lm
	UGR file (UGR table)	BLKH 250 P 6W 840 710lm
	UGR file (UGR table)	BLKH 250 P 7W 830 810lm
	UGR file (UGR table)	BLKH 250 P 7W 840 860lm
	UGR file (UGR table)	BLKH 250 P 8.5W 830 1010lm
	UGR file (UGR table)	BLKH 250 P 8.5W 840 1070lm
	Light distribution curve type cone	BLKH 250 P 10W 840 1200lm
	Light distribution curve type cone	BLKH 250 P 20W 830 1200lm
	Light distribution curve type cone	BLKH 250 P 10W 840 1220lm
	Light distribution curve type cone	BLKH 250 P 20W 830 1150lm
	Light distribution curve type cone	BLKH 250 P 6W 830 670lm
	Light distribution curve type cone	BLKH 250 P 6W 840 710lm
	Light distribution curve type cone	BLKH 250 P 7W 830 810lm

Photometric and lighting design files		Document name
	Light distribution curve type cone	BLKH 250 P 7W 840 860lm
	Light distribution curve type cone	BLKH 250 P 8.5W 830 1010lm
	Light distribution curve type cone	BLKH 250 P 8.5W 840 1070lm
	Light distribution curve type polar	BLKH 250 P 10W 840 1200lm
	Light distribution curve type polar	BLKH 250 P 20W 830 1200lm
	Light distribution curve type polar	BLKH 250 P 10W 840 1220lm
	Light distribution curve type polar	BLKH 250 P 20W 830 1150lm
	Light distribution curve type polar	BLKH 250 P 6W 830 670lm
	Light distribution curve type polar	BLKH 250 P 6W 840 710lm
	Light distribution curve type polar	BLKH 250 P 7W 830 810lm
	Light distribution curve type polar	BLKH 250 P 7W 840 860lm
	Light distribution curve type polar	BLKH 250 P 8.5W 830 1010lm
	Light distribution curve type polar	BLKH 250 P 8.5W 840 1070lm

CAD/BIM files		Document name
	BIM Revit 3D	Bulkhead Round
	CAD STEP 3D	BLKH G2 250

Tender texts	Document name
 Tender documents	BULKHEAD ROUND SENSOR 250 P 10W CPS BK-EN

LOGISTICAL DATA

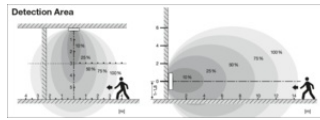
Product code	Packaging unit (Pieces/Unit)	Dimensions (length x width x height)	Gross weight	Volume
4099854286162	Folding box 1	77 mm x 266 mm x 266 mm	823.00 g	5.45 dm ³
4099854286179	Shipping box 8	545 mm x 280 mm x 335 mm	7134.00 g	51.12 dm ³

The mentioned product code describes the smallest quantity unit which can be ordered. One shipping unit can contain one or more single products. When placing an order, for the quantity please enter single or multiples of a shipping unit.

ADDITIONAL CATALOG INFORMATION

BLKH RD 250					BLKH RD SEN 250				
WAC	8.5	8	6.5	6	WAC	10	8.5	7	6
T (Beam)	4000	3000	4000	3000	4000	4000	3000	4000	3000
Im	10200	11000	10700	10200	8600	8000	7400	6800	6200
Im/W	128	125	122	125	122	125	128	125	128

BLKH RD 300					BLKH RD SEN 300				
WAC	17	16	13.5	10	WAC	18	16.5	13	11
T (Beam)	4000	3000	4000	3000	4000	4000	3000	4000	3000
Im	20700	21400	19800	18800	17000	16000	14800	14100	13300
Im/W	122	125	122	128	128	128	122	122	128



	B10	B16	C10	C16
BLKH RD 250 P 10W CPS BK	155	248	155	248
BLKH RD 250 P 10W CPS WT				
BLKH RD 300 P 10W CPS BK	63	79	63	101
BLKH RD 300 P 10W CPS WT				
BLKH RD SEN 250 P 10W CPS BK	140	224	140	224
BLKH RD SEN 250 P 10W CPS WT				
BLKH RD SEN 300 P 10W CPS BK	63	79	63	101
BLKH RD SEN 300 P 10W CPS WT				

Detection Area			Hold Time			Daylight Sensor		
1	2	3	4	5	6	7	8	9
ON	ON	ON	100%	ON	ON	ON	ON	2 LUX
-	ON	ON	75%	-	ON	ON	ON	10 LUX
ON	-	ON	50%	ON	-	ON	-	25 LUX
-	-	ON	25%	-	ON	-	-	50 LUX
-	-	-	10%	ON	ON	-	-	Disable
				ON	ON	-	-	20 min
				-	-	-	-	30 min

References / Links

- For Guarantee see www.ledvance.com/guarantee

DISCLAIMER

Subject to change without notice. Errors and omission excepted. Always make sure to use the most recent release.