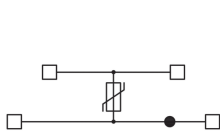




## Screw

terminal block 4mm<sup>2</sup> with 24V varistor, grey color



I terminali DSV024GR...  
Schema 1...  
Schema 2...

<b>Series</b>	DAS
<b>Code</b>	DSV024GR
<b>Type</b>	DAS.4/V24/GR
<b>HS code</b>	85369010
<b>Colour</b>	grey
<b>TECHNICAL FEATURES</b>	
<b>Function/Type</b>	With varistor
<b>Rated cross-section</b>	4 mm <sup>2</sup>
<b>Connecting capacity</b>	
<b>Flexible wire</b>	0.2-6 mm <sup>2</sup>
<b>Rigid wire</b>	0.2-6 mm <sup>2</sup>
<b>Wire with ferrule - ferrule type</b>	4 mm <sup>2</sup> – WP40/16
<b>Electrical characteristics according to IEC EN standard</b>	
<b>Maximum voltage AC/DC</b>	630 V (1)
<b>Maximum current (rated cross-section)</b>	30 A (1)
<b>Caliber</b>	A4
<b>Electrical characteristics according to UL Standard</b>	
<b>Electrical characteristics according to ATEX directive and IEC Ex standard</b>	
<b>Type of component</b>	Varistor – CV30K10
<b>Rated voltage</b>	24 V (max. 31 Vdc / 25 Vac)
<b>Breakdown voltage (1mA)</b>	39 V ± 10%
<b>Max clamping voltage / response time</b>	77 V / < 25 ns
<b>Isc pulse (8/20 μs)</b>	500 A
<b>Rated impulse withstand voltage / pollution degree</b>	– / 3
<b>Insulation stripping length</b>	9 mm
<b>Tightening torque value (nom. / max.)</b>	0.5 / 1.2 Nm
<b>Width (pitch)</b>	6 mm
<b>Length</b>	64 mm
<b>Height mounted on TH35-7.5/TH35-15/G32</b>	62 / 70 / 66 mm
<b>Insulation material temperature index (EN 60216-1)</b>	130 °C
<b>Plastic material</b>	Polyamide UL94V-0
<b>ACCESSORIES</b>	
<b>End section</b>	
<b>Grey</b>	DAS/PT/GR (cod. DS101GR)
<b>Blue</b>	DAS/PT (Ex)i (cod. DS201)
<b>Beige</b>	DAS/PT (cod. DS101)
<b>Thickness</b>	1.5 mm
<b>Cross-connection</b>	
<b>Model A)</b>	PM/.../... (cod. PM...)
<b>Model B)</b>	–
<b>Rated current carrying capacity IEC/ATEX</b>	30 A / –
<b>Cross-connection identification strip</b>	–
<b>Internal removable cross-connection</b>	DAS/VCI (cod. DS107) – DAS/VCE (cod. DS108)
<b>Switchable cross-connection</b>	POS/43 (cod. POS43)
<b>Multiple cross-connection bar</b>	PMP/58 (cod. PMP58)
<b>Shunting screw and sleeve (Standard / Exe)</b>	CPM/01 (cod. CPM01) – CPX/01 (cod. CPX01)
<b>Protection cover</b>	PRP/5 (cod. PRP05)
<b>Coloured partition plate</b>	DFU/7/R (cod. DU07R)
<b>Test plug socket</b>	SDD/1 (cod. DD001) – PSD/A (cod. PD001)
<b>Screw and plate for short-circuit</b>	
<b>Marking</b>	
<b>Single marking tag</b>	CNU/8/61 (cod. NU0861S)
<b>Single marking tag for pitch insertion</b>	CNU/8/61 (cod. NU0861S)
<b>End bracket</b>	
<b>TH35 screw type</b>	BT/3 (cod. BT003)
<b>TH35 snap-fit type</b>	BTO (cod. BT007)
<b>TH35 and G32 snap-fit type</b>	BTU (cod. BT005)
<b>Mounting rail</b>	
<b>IEC 60715/TH35</b>	PR/3/...
<b>IEC 60715/G32</b>	PR/DIN/...
<b>APPROVALS AND MARKINGS</b>	



\* With MOV varistor against overvoltages and transient\* Classe D protection according to DIN VDE 0679\* 1.5 kV overvoltage category\* Cross connection available on lower level  
1 For more details on accessories, refer to the relevant chapters2 (1) Value referred to the terminal blocks

## DESCRIZIONE DEL PRODOTTO

DAS.4/V24/GR Screw terminal block 4mm<sup>2</sup> with 24V varistor, grey color