
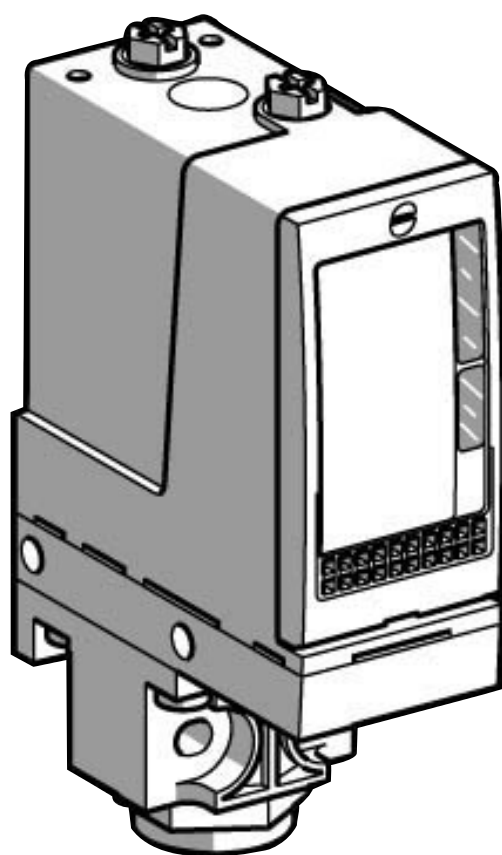


Product Environmental Profile

**XMLB300D2S11 Electromechanical Pressure
Switch**



Telemecanique
Sensors

Product Environmental Profile - PEP

Product overview

The main purpose of XMLB300D2S11 and more generally of any electromechanical pressure or vacuum switch, is to control the pressure of hydraulic oils, drinkable water, sea water, air, steam, corrosive fluids or pasty products, up to 500 bars.

The representative product used for the analysis is XMLB300D2S11.

The environmental impacts of this referenced product are representative of the impacts of the other products of the range which are developed with a similar technology.

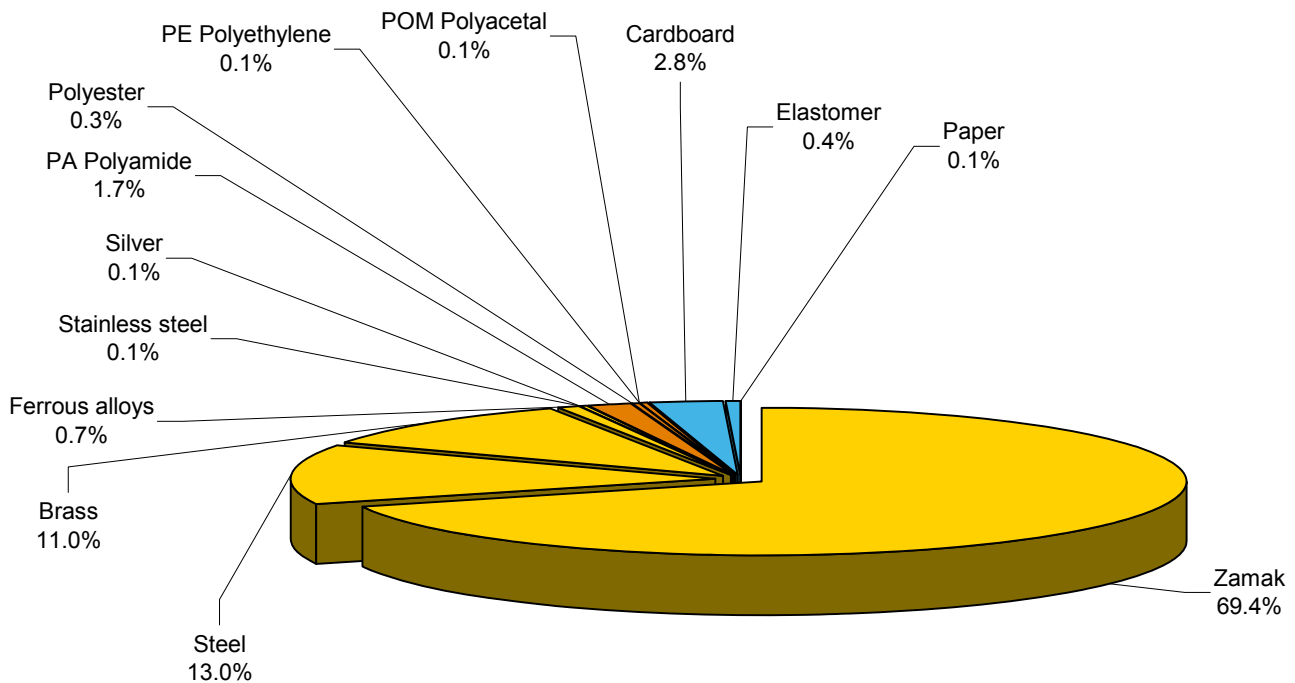
The environmental analysis was performed in conformity with ISO 14040.

For more information please contact us at: global-green-sensors@schneider-electric.com

Constituent materials

The mass of the product range is from 600 g to 3,500 g including packaging. It is 780 g for XMLB300D2S11.

The constituent materials are distributed as follows for XMLB300D2S11:



Substance assessment

The representative product of this range XMLB 300D2S11 is designed in conformity with the requirements of the RoHS directive (European Directive 2002/95/EC of 27 January 2003) and does not contain, or only contains in the authorized proportions, lead, mercury, cadmium, hexavalent chromium or flame retardants (polybrominated biphenyls - PBB, polybrominated diphenyl ethers - PBDE) as mentioned in the Directive.

Manufacturing

XMLB300D2S11 product is manufactured at a Schneider Electric production site on which an ISO14001 certified environmental management system has been established.

Distribution

The weight and volume of the packaging have been optimized, based on the European Union's packaging directive.

XMLB300D2S11 packaging weight is 22.8 g. It consists of cardboard and paper.

The product distribution flows have been optimized by setting up local distribution centres close to the market areas.

Product Environmental Profile - PEP

Use

The electromechanical pressure or vacuum switches do not generate environmental pollution (noise, emissions) requiring special precautionary measures in standard use and do not need special maintenance operation.

End of life

At end of life, the electromechanical pressure and vacuum switches have been optimized to decrease the amount of waste and allow recovery of the product components and materials.

This product range doesn't need any special end-of-life treatment. According to countries' practices this product can enter the usual end-of-life treatment process.

The recyclability potential of the products has been evaluated using the "ECO DEEE recyclability and recoverability calculation method" (version V1, 20 Sep. 2008 presented to the French Agency for Environment and Energy Management: ADEME).

According to this method, the potential recyclability ratio of XMLB300D2S11 is: 69%.

As described in the recyclability calculation method this ratio includes only metals and plastics which have proven industrial recycling processes.

Environmental impacts

Life cycle assessment has been performed on the following life cycle phases: Materials and Manufacturing (M), Distribution (D), Installation (I) Use (U), and End of life (E).

Modeling hypothesis and method:

- the calculation was performed on XMLB300D2S11
- product packaging: is included
- installation components: no special components included.
- scenario for the Use phase: this product range is included in the category 3: (assumed service life is 20 years and no energy consumption in use scenario).

End of life impacts are based on a worst case transport distance to the recycling plant (1,000km)

Presentation of the product environmental impacts

Environmental indicators	Unit	For XMLB300D2S11					
		S = M + D + I + U + E	M	D	I	U	E
Raw Material Depletion	Y-1	5.33E-14	5.33E-14	3.47E-18	0.00E+00	0.00E+00	1.57E-18
Energy Depletion	MJ	1.17E+02	1.13E+02	2.55E+00	0.00E+00	0.00E+00	1.15E+00
Water depletion	dm ³	1.78E+01	1.74E+01	2.42E-01	0.00E+00	0.00E+00	1.09E-01
Global Warming	g≈CO ₂	8.80E+03	8.50E+03	2.02E+02	0.00E+00	0.00E+00	9.12E+01
Ozone Depletion	g≈CFC-11	9.06E-04	6.99E-04	1.43E-04	0.00E+00	0.00E+00	6.45E-05
Air Toxicity	m ³	3.30E+06	3.25E+06	3.80E+04	0.00E+00	0.00E+00	1.72E+04
Photochemical Ozone Creation	g≈C ₂ H ₄	3.61E+00	3.36E+00	1.72E-01	0.00E+00	0.00E+00	7.79E-02
Air acidification	g≈H ⁺	2.02E+00	1.98E+00	2.57E-02	0.00E+00	0.00E+00	1.16E-02
Water Toxicity	dm ³	1.01E+03	9.69E+02	2.52E+01	0.00E+00	0.00E+00	1.14E+01
Water Eutrophication	g≈PO ₄	2.26E-01	2.21E-01	3.35E-03	0.00E+00	0.00E+00	1.52E-03
Hazardous waste production	kg	7.19E-01	7.19E-01	7.50E-05	0.00E+00	0.00E+00	3.39E-05

Life cycle assessment has been performed with the EIME software (Environmental Impact and Management Explorer), version V4.1, and with its database version 11.

The manufacturing phase is the life cycle phase which has the greatest impact on the environmental indicators.

System approach

As almost all products of the range and particularly XMLB300D2S11 are designed in accordance with the RoHS Directive (European Directive 2002/95/EC of 27 January 2003), they can be incorporated without any restriction in an assembly or an installation subject to this Directive.

Please note that the values given above are only valid within the context specified and cannot be used directly to draw up the environmental assessment of an installation.

Glossary

Raw Material Depletion (RMD)	This indicator quantifies the consumption of raw materials during the life cycle of the product. It is expressed as the fraction of natural resources that disappear each year, with respect to all the annual reserves of the material.
Energy Depletion (ED)	This indicator gives the quantity of energy consumed, whether it be from fossil, hydroelectric, nuclear or other sources. This indicator takes into account the energy from the material produced during combustion. It is expressed in MJ.
Water Depletion (WD)	This indicator calculates the volume of water consumed, including drinking water and water from industrial sources. It is expressed in dm ³ .
Global Warming (GW)	The global warming of the planet is the result of the increase in the greenhouse effect due to the sunlight reflected by the earth's surface being absorbed by certain gases known as "greenhouse-effect" gases. The effect is quantified in gram equivalent of CO ₂ .
Ozone Depletion (OD)	This indicator defines the contribution to the phenomenon of the disappearance of the stratospheric ozone layer due to the emission of certain specific gases. The effect is expressed in gram equivalent of CFC-11.
Air Toxicity (AT)	This indicator represents the air toxicity in a human environment. It takes into account the usually accepted concentrations for several gases in the air and the quantity of gas released over the life cycle. The indication given corresponds to the air volume needed to dilute these gases down to acceptable concentrations.
Photochemical Ozone Creation (POC)	This indicator quantifies the contribution to the "smog" phenomenon (the photochemical oxidation of certain gases which generates ozone) and is expressed in gram equivalent of ethylene (C ₂ H ₄).
Air Acidification (AA)	The acid substances present in the atmosphere are carried by rain. A high level of acidity in the rain can cause damage to forests. The contribution of acidification is calculated using the acidification potentials of the substances concerned and is expressed in mode equivalent of H ⁺ .
Water Toxicity (WT)	This indicator represents the water toxicity. It takes into account the usually accepted concentrations for several substances in water and the quantity of substances released over the life cycle. The indication given corresponds to the water volume needed to dilute these substances down to acceptable concentrations.
Hazardous Waste Production (HWP)	This indicator calculates the quantity of specially treated waste created during all the life cycle phases (manufacturing, distribution and utilization). For example, special industrial waste in the manufacturing phase, waste associated with the production of electrical power, etc. It is expressed in kg.

<i>Registration number</i>	ENVPEP110914EN_V3	<i>Drafting rules</i>	PCR PEPecopassport 2010 :1.0
<i>Dates of review</i>	11/2017 08/2015	<i>Date of issue</i>	10/2011
<i>Validity period</i>	4 years	<i>Information and reference documents</i>	www.pep-ecopassport.org

Independant verification of the declaration and data Internal X External	
<i>The elements of the present PEP cannot be compared with elements form another program. Documents in compliance with ISO 14021:2016 "Environmental labels and declarations – Self-declared environmental claims (Type II environmental labelling)"</i>	

Schneider Electric Industries SAS

35, rue Joseph Monier
CS 30323
F- 92506 Rueil Malmaison Cedex
RCS Nanterre 954 503 439
Capital social 896 313 776 €

Published by: Schneider Electric

www.schneider-electric.com