



Screw


terminal block 4mm² blade-fuse-holder, 2-levels, beige color

Series	MPFA-DSFA
Code	DA100
Type	DSFA.4
HS code	85369010
Colour	Beige
TECHNICAL FEATURES	
Function/Type	2 levels (fuse-holder + feed-through)
Rated cross-section	4 mm ²
Connecting capacity	
Flexible wire	0.2-6 mm ²
Rigid wire	0.2-6 mm ²
Wire with ferrule - ferrule type	4 mm ² – WP40/16
Electrical characteristics according to IEC EN standard	
Maximum voltage AC/DC	400 V
Maximum current (rated cross-section)	10 A (1) / 32 A
Caliber	A4
Electrical characteristics according to UL Standard	
Maximum voltage AC/DC	300 V
Maximum current (rated cross-section)	6.3-30 A
Section (min-max)	26-10 (AWG)
Tightening torque value (UL)	4.4 lb.in
Electrical characteristics according to ATEX directive and IEC Ex standard	
Rated impulse withstand voltage / pollution degree	6 kV / 3
Insulation stripping length	9 mm
Tightening torque value (nom. / max.)	0.5 / 1.2 Nm
Width (pitch)	6 mm
Length	78 mm
Height mounted on TH35-7.5/TH35-15/G32	68 / 75 / 72 mm
Insulation material temperature index (EN 60216-1)	130 °C
Plastic material	Polyamide UL94V-0
ACCESSORIES	
End section	
Grey	DSS/PT/GR (cod. DS301GR)
Blue	–
Beige	DSS/PT (cod. DS301)
Thickness	1.5 mm
Cross-connection	
Model A)	PTC/4/... (cod. PTC04...)
Model B)	–
Rated current carrying capacity IEC/ATEX	33 A
Cross-connection identification strip	–
Coloured partition plate	DFU/7/R (cod. DU07R)
Cross-connection barrier	DFM/500 (cod. DF500)
Test plug socket	–
Test plug	–
Marking	
Snap-on numbering strip	CNU/8/51 (cod. NU0851S) – CNU/10/61 (cod. NU1061S)
Single marking tag	–
Fuse type	6.3x32 mm (1)
Conductive element	CO/6 (cod. CO06)
Light alarm circuit (12...48 V)	–
Light alarm circuit (110...230 V)	–
Cartridge	CPF/5 (CPF05)
End bracket	
TH35 screw type	BT/3 (cod. BT003)
TH35 snap-fit type	BTO (cod. BT007)
TH35 and G32 snap-fit type	BTU (cod. BT005)
Mounting rail	
IEC 60715/TH35	PR/3/...
IEC 60715/G32	–
APPROVALS AND MARKINGS	
	



DSFA.4 - detail of the terminal blocks with numbering CNU8 and CNU10S, blade fuse and release of the PTC/A cross connections on the upper level, lightstream from the front and on the lower level.
The terminal block can be supplied already including a non-polarised LED warning circuit, to warn if the fuse breaks.
Two versions are available, depending on the different power supply voltages.
DSFA.4L12 code DA112 (complete with non-polarised 12 V LED circuit)
DSFA.4L24 code DA124 (complete with non-polarised 24 V LED circuit)





* Suitable for "blade" fuses (DIN 72581/3F - ISO 8820) or 5x20 mm with CPF05 accessory* The blade fuse can be replaced by 5x20 mm fuses or electronic components, thanks to the accessory CPF05 (for details see the accessories chapter)* Fuse and cartridge accessory, are available separately
1 For more details on accessories, refer to the relevant chapters2 (1) Max. 10 A with VL103 short circuit bar, and max. 6.3 A with fuse

DESCRIZIONE DEL PRODOTTO

DSFA.4 Screw terminal block 4mm² blade-fuse-holder,
2-levels, beige color