

PRODUCT DATASHEET

SF FLAT SQ SEN 330 P 19W CPS

SURFACE FLAT SQUARE SENSOR | Versatile square wall and ceiling luminaire with integrated sensor



Areas of application

- Direct replacement for surface luminaires with integrated CFLni lamps
- Corridors
- Stairwells
- Bathrooms
- Foyers

Product benefits

- Multiple settings for sensor range, daylight detection, hold time and DIM-level /-period by DIP switches
- Wireless (radio frequency) communication with other sensor luminaires in a distance of up to 15 m
- Assignment of up to 15 groups and cross-group interaction (leader/follower or swarm function)
- Easy upgradeability of light source, driver and sensor (EVERLOOP design)
- Highly versatile due to selectable CCT and power steps (Multi Color / Multi Lumen) on the driver
- Indoor luminaire with high luminous efficacy up to 140 lm/W
- High color consistency with SDCM 3
- Tool-free electrical connection due to push button connector
- Very homogenous light with a slight backlight effect
- For comfortable configuration the sensor can be removed from luminaire
- 5 years guarantee

Product features

- High frequency sensor for daylight and motion detection, corridor- and grouping function
- Type of protection: IP54 (wall and ceiling)



- Impact resistance: IK08
- Lifetime (L80/B10): 100,000 h (at 25 °C), (L90/B10): 50,000 h (at 25 °C)
- Polycarbonate (PC) housing, PC-diffusor
- Ambient temperature in operation: -20...+45 °C
- Glow Wire Test according to IEC 60695-2-12: 850 °C
- 5-pole terminal block, cable cross section up to 5 x 2.5 mm²
- Through-wiring possible
- Indoor use only, not suitable for outdoor use

TECHNICAL DATA

Electrical data

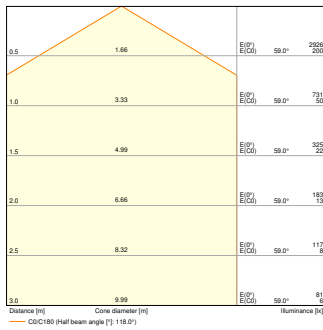
Nominal wattage	19 W / 12 W ¹⁾
Nominal voltage	220...240 V
Mains frequency	50...60 Hz
Nominal current	85.000 mA
Inrush current	13 A
Inrush current time T_{h50}	112 μ s
Max. number of luminaires per miniature circuit breaker B16	57
Max. number of luminaires per miniature circuit breaker C10	46
Max. number of luminaires per miniature circuit breaker C16	73
Power factor λ	> 0.90
Total harmonic distortion	< 20 %
Protection class	II
Operating mode	Integrated LED driver

¹⁾ For possible options refer to lumen/power table image

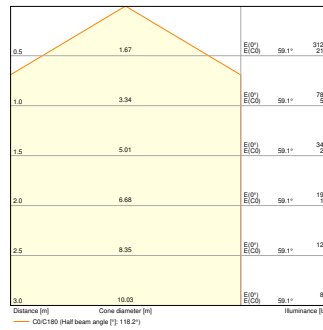
Photometrical data

Luminous flux	2660 lm / 1660 lm ¹⁾
Luminous efficacy	140 lm/W / 138 lm/W ¹⁾
Color temperature	3000 K / 4000 K
Light color (designation)	Warm White / Cool White
Color rendering index Ra	> 80
Standard deviation of color matching	3 sdcn
Low flicker	Yes
Flickering metric (Pst LM)	<1
Stroboscope effect metric (SVM)	<0.4
Photobiological safety group acc. to EN62778	RG0
Beam angle	120 °

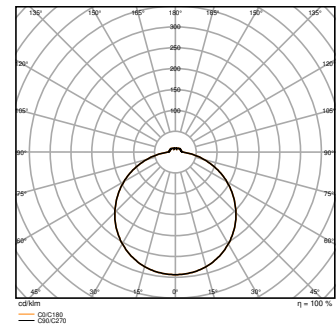
¹⁾ For possible options refer to lumen/power table image



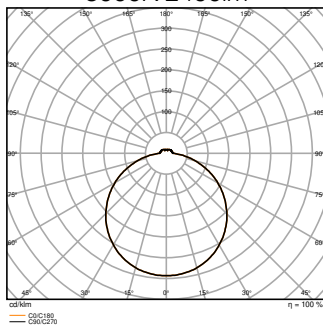
SF FLAT SQ SEN 330 P 19W
3000K 2490lm



SF FLAT SQ SEN 330 P 19W
4000K 2660lm



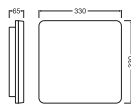
SF FLAT SQ SEN 330 P 19W
3000K 2490lm



SF FLAT SQ SEN 330 P 19W
4000K 2660lm

Dimensions & Weight

Length	330.00 mm
Width	330.00 mm
Height	65.00 mm
Product weight	1565.00 g



SF FLAT SQ 330 19W CPS

Materials & Colors

Product color	White
Housing color	White
Body material	Polycarbonate (PC)

Cover material	Polycarbonate (PC)
Light emitting surface material	Polycarbonate (PC)
Glow Wire Test according to IEC 60695-2-12	850 °C
Mercury content	0.0 mg

Application & Mounting

Ambient temperature range	-20...+45 °C
Temperature range at storage	-40...+80 °C
Type of connection	Screwless terminal
Type of protection	IP54
Protection class IK (shock resistance)	IK08
Dimmable	No
Mounting type	Surface
Mounting location	Ceiling / Wall
Application environment	Indoor
With light source	Yes

Lifespan

Lifespan L70/B50 at 25 °C	100000 h ¹⁾
Lifespan L80/B10 at 25 °C	100000 h ¹⁾
Lifespan L80/B50 at 25 °C	100000 h
Lifespan L90/B10 at 25 °C	50000 h
Number of switching cycles	100000

¹⁾ t[h]: L70 / B50 @ 25 °C (Ta), t[h]: L80 / B10 @ 25 °C (Ta), t[h]: L90 / B10 @ 25 °C (Ta)

Control gear

Output current	450 mA
ECG - Output ripple current	< 5 %

Sensor

Type of sensor	Motion / Light
Sensor technology	Microwave
Sensor detection angle	120 °
Sensor controlled switching time	5 s...20 min
Detection range of motion sensor	3...7 m
Detection threshold of daylight sensor	15...150 lx





Certificates & Standards

Standards	CE / CB / ENEC / UKCA / EAC / EPD
Luminaire with limited surface temperature, "D sign"	Yes
Ball shot safe	No
EPD	LEDV-00028-V01.01-EN
Replaceable light source (EPREL)	Not replaceable

Additional product data

Added function	EVERLOOP / MULTI SELECT
----------------	-------------------------


Accessories Optional



















Product image	Product name	EAN
	LISOEV 330 SQ 19W 830 840 SF FLAT	4099854312250
	SF FLAT 330 SQUARE FRAME SI	4099854292910
	DR DS SENS-P- 19/220-240/450 SF FL	4099854292859
	SENSOR SF FLAT LEADER FOLLOWER	4099854292897



EQUIPMENT / ACCESSORIES


- EVERLOOP luminaire: upgrades and replacements available
- Decorative silver frame separately available

DOWNLOAD DATA

Documents and certificates	Document name
 User instruction / safety instructions	SF FLAT LUM/SEN

Documents and certificates		Document name
	User instruction / safety instructions	SF FLAT
	Legal information	LISO Insert SF FLAT
	Legal information	Legal Insert SF FLAT
	Legal information	Informationstext 18 Abs 4 ElektroG
	Declarations of conformity	SF FLAT RD SQ SEN P CPS
	Declarations of conformity UKCA	SF FLAT RD SQ SEN P CPS
	Certificates	ENEC SF FLAT
Photometric and lighting design files		Document name
	IES file (IES)	SF FLAT SQ SEN 330 P 19W 3000K 2490lm
	IES file (IES)	SF FLAT SQ SEN 330 P 19W 4000K 2660lm
	LDT file (Eulumdat)	SF FLAT SQ SEN 330 P 19W 3000K 2490lm
	LDT file (Eulumdat)	SF FLAT SQ SEN 330 P 19W 4000K 2660lm
	ULD file (DIALux)	SF FLAT SQ SEN 330 P 19W CPS
	UGR file (UGR table)	SF FLAT SQ SEN 330 P 19W 3000K 2490lm
	UGR file (UGR table)	SF FLAT SQ SEN 330 P 19W 4000K 2660lm
	Light distribution curve type cone	SF FLAT SQ SEN 330 P 19W 3000K 2490lm
	Light distribution curve type cone	SF FLAT SQ SEN 330 P 19W 4000K 2660lm
	Light distribution curve type polar	SF FLAT SQ SEN 330 P 19W 3000K 2490lm
	Light distribution curve type polar	SF FLAT SQ SEN 330 P 19W 4000K 2660lm

CAD/BIM files		Document name
	BIM Revit 3D	Surface Flat
	CAD STEP 3D	SF FLAT SQ 330


Tender texts		Document name
	Tender documents	SURFACE FLAT SQUARE SENSOR 330 P 19W CPS-EN

LOGISTICAL DATA

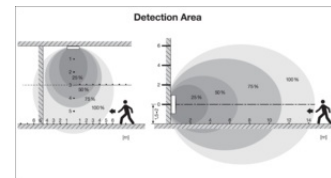
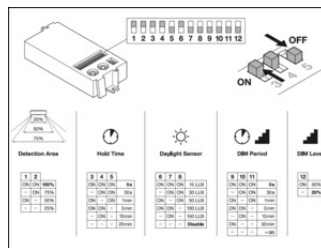
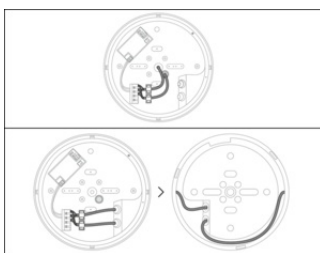
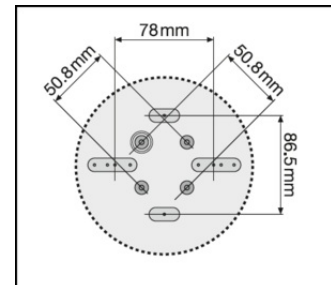
Product code	Packaging unit (Pieces/Unit)	Dimensions (length x width x height)	Gross weight	Volume
4099854292712	Folding box 1	72 mm x 336 mm x 336 mm	1761.00 g	8.13 dm ³
4099854292729	Shipping box 6	448 mm x 353 mm x 358 mm	11229.00 g	56.62 dm ³

The mentioned product code describes the smallest quantity unit which can be ordered. One shipping unit can contain one or more single products. When placing an order, for the quantity please enter single or multiples of a shipping unit.

ADDITIONAL CATALOG INFORMATION



SF FLAT SEN 330	ORDER	CCT	W	h	h _{tot}	EM W	EM W	EM W	EM W
SF FLAT SEN 330	SF FLAT SEN 330	SF FLAT SEN 330	SF FLAT SEN 330	SF FLAT SEN 330	SF FLAT SEN 330	SF FLAT SEN 330	SF FLAT SEN 330	SF FLAT SEN 330	SF FLAT SEN 330
	00-03-0000-PL-15-230V-0-10V-0-10V-0-10V	4000K	19	2000	142	---	---	---	---
	00-03-0000-PL-15-230V-0-10V-0-10V-0-10V	4000K	19	2000	132	---	---	---	---
	00-03-0000-PL-15-230V-0-10V-0-10V-0-10V	4000K	19	2000	122	---	---	---	---
	00-03-0000-PL-15-230V-0-10V-0-10V-0-10V	4000K	19	2000	112	---	---	---	---
	00-03-0000-PL-15-230V-0-10V-0-10V-0-10V	4000K	19	2000	102	---	---	---	---
	00-03-0000-PL-15-230V-0-10V-0-10V-0-10V	4000K	19	2000	92	---	---	---	---
	00-03-0000-PL-15-230V-0-10V-0-10V-0-10V	4000K	19	2000	82	---	---	---	---
	00-03-0000-PL-15-230V-0-10V-0-10V-0-10V	4000K	19	2000	72	---	---	---	---
	00-03-0000-PL-15-230V-0-10V-0-10V-0-10V	4000K	19	2000	62	---	---	---	---
	00-03-0000-PL-15-230V-0-10V-0-10V-0-10V	4000K	19	2000	52	---	---	---	---
	00-03-0000-PL-15-230V-0-10V-0-10V-0-10V	4000K	19	2000	42	---	---	---	---
	00-03-0000-PL-15-230V-0-10V-0-10V-0-10V	4000K	19	2000	32	---	---	---	---
	00-03-0000-PL-15-230V-0-10V-0-10V-0-10V	4000K	19	2000	22	---	---	---	---
	00-03-0000-PL-15-230V-0-10V-0-10V-0-10V	4000K	19	2000	12	---	---	---	---



References / Links

- For Guarantee see www.ledvance.com/guarantee

DISCLAIMER

Subject to change without notice. Errors and omission excepted. Always make sure to use the most recent release.