



CorePro LEDtube EM/ Mains T8



CorePro LEDtube 600mm HO 8W 840 T8

Philips CorePro LEDtubes are the quick and easy way to replace T8 fluorescent or other LED tubes with a fast pack back time. Not only does the Core range of LEDtubes require a low initial investment, but LED energy efficiency also delivers instant savings that you can bank on over a long and reliable lifetime. Plus, with the same lamp size and light distribution as fluorescent alternatives, you'll never know the difference. There are two ways to install these LED tubes: Rewire your existing fluorescent-based luminaires so the CorePro LEDtubes work directly on the Mains. Or simply change the fluorescent starter to an LED starter that can be used with your Electromagnetic ballasts.

Warnings and Safety

- NOTE: The overall energy efficiency and light distribution of any installation that uses these lamps will be determined by the design of the installation.
- Installation must be done according to the installation diagrams provided with the lamp or available online. Installation must be done by a certified professional.

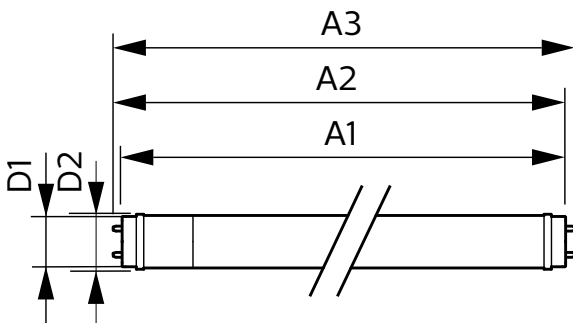
Product data

General Information			
Cap-Base	G13	Luminous Flux	900 lm
Nominal lifetime	50,000 hour(s)	Color Designation	Cool White (CW)
Switching Cycle	200,000	Correlated Color Temperature (Nom)	4000 K
Lighting Technology	LED	Luminous Efficacy (rated) (Nom)	112 lm/W
Flux measurement reference	Sphere	Color Consistency	<6
		Color rendering index (CRI)	80
		LLMF At End Of Nominal Lifetime (Nom)	70 %
		Photobiological safety according to EN 62471	RGO
Light Technical			
Color Code	840 [CCT of 4000K]		
Beam Angle (Nom)	240 degree(s)		

CorePro LEDtube EM/Mains T8

Operating and Electrical	
Line Frequency	50 to 60 Hz
Input Frequency	50 to 60 Hz
Power Consumption	8 W
Lamp Current (Max)	42 mA
Lamp Current (Min)	42 mA
Lamp Current (Nom)	42 mA
Starting Time (Nom)	0.5 s
Warm-up time to 60% light	0.5 s
Power Factor (Fraction)	0.9
Voltage (Nom)	220-240 V
Ballast Compatibility	EM/Mains
LED alternative to fluorescent lamp power	18 W
Inrush current at mains	3.02
Max. lamp no. on MCB B type 10A - Mains	190
Max. lamp no. on MCB B type 10A – EM ballast without Compensation Capacitor.	190
Max. lamp no. on MCB B type 10A – EM ballast with Compensation Capacitor.	24
Max. lamp no. on MCB B type 16A - Mains	300
Max. lamp no. on MCB B type 16A – EM ballast without Compensation Capacitor.	300
Max. lamp no. on MCB B type 16A – EM ballast with Compensation Capacitor.	39
Temperature	
T-Case Maximum (Nom)	50 °C
Controls and Dimming	
Dimmable	No
Mechanical and Housing	
Bulb Finish	Frosted
Bulb Material	Glass
Product Length	600 mm

Dimensional drawing



Bulb Shape	T8
Net Weight (Piece)	0.120 kg
Approval and Application	
Energy Efficiency Class	E
Energy Saving Product	Yes
Approval Marks	RoHS compliance CE marking KEMA Keur certificate
Energy Consumption kWh/1000 h	8 kWh
EPREL Registration Number	1827697
CE mark	Yes
EU RoHS compliant	Yes
Flickering value (PstLM) - Flickering value as per EN 61000-3-3	1
Stroboscopic effect visibility measure (SVM)	0.4
Ambient temperature range	-20 to +45 °C

Application Conditions

can it be used in closed luminaires	Yes
-------------------------------------	-----

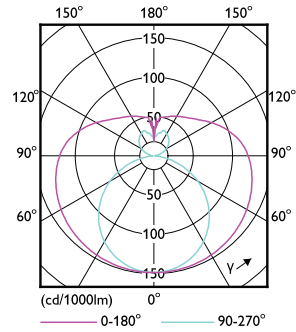
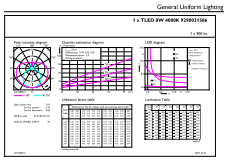
Product Data

Order product name	CorePro LEDtube 600mm HO 8W 840 T8
Full product name	CorePro LEDtube 600mm HO 8W 840 T8
Full product code	871951442103500
Order code	929003158602
Material Nr. (12NC)	929003158602
Numerator - Quantity Per Pack	1
EAN/UPC - Product/Case	8719514421035
Numerator - Packs per outer box	20
EAN/UPC - Case	8719514421042

Product	D1	D2	A1	A2	A3
CorePro LEDtube 600mm HO 8W 840 T8	25.7 mm	28 mm	588.5 mm	595.5 mm	602.5 mm

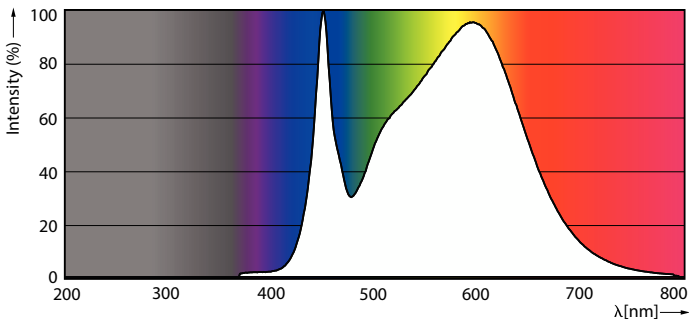
CorePro LEDtube EM/Mains T8

Photometric data



General uniform lighting - CorePro LEDtube 600mm HO 8W 840 T8

Light Distribution Diagram - CorePro LEDtube 600mm HO 8W 840 T8

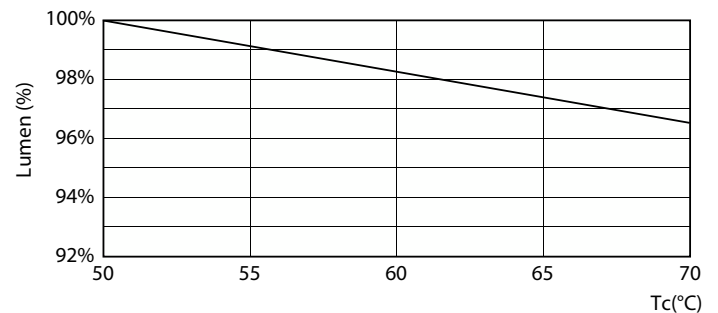


Spectral Power Distribution Colour - CorePro LEDtube 600mm HO 8W 840 T8

Lifetime



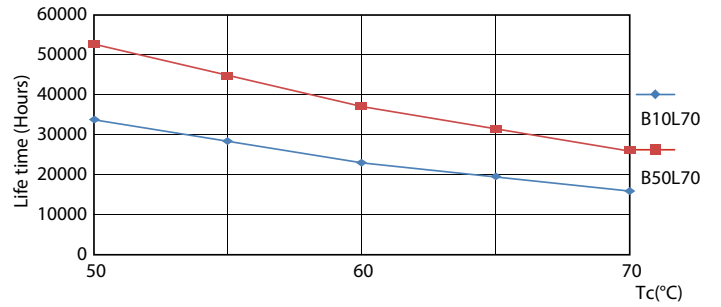
Life Expectancy Diagram



Lumen Maintenance Diagram - CorePro LEDtube 600mm HO 8W 840 T8

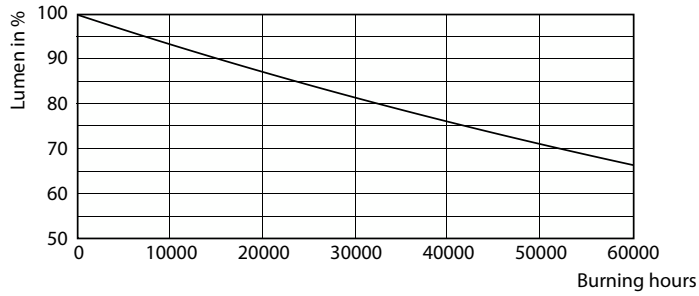
CorePro LEDtube EM/Mains T8

Lifetime



FailureRate

LifetimeVsTc



Lumen Maintenance Diagram - CorePro LEDtube 600mm HO 8W 840 T8

