

PRODUCT DATASHEET

FL 20 SN P 17W 2K4LM 840 PS SY100 WT

FLOODLIGHT SENSOR 20 | Floodlight with flexible motion and daylight sensor, up to 2400 lm



Areas of application

- Replacement for floodlights with halogen lamps
- Outdoor use (IP65)
- D-sign according to EN 60598-2-24 for fire-risk commercial unit, e.g. by accumulation of dust
- Public areas
- Building facades
- Construction areas
- Parking
- Gardens and balconies

Product benefits

- Demand optimized illumination due to flexible and programmable sensor
- Easy adjustment of sensor range, daylight detection, hold time and dimming function
- Always-on override, activated via special mains switching pattern
- Breather membrane to optimize air exchange, without compromising IP protection
- Highly versatile due to selectable power steps (Multi Lumen) on the housing
- Robust cable gland with integrated waterstop function
- Safe and very uniform illumination, due to frosted and tempered glass diffuser
- Bright, robust and durable
- Energy savings of up to 90 % compared to halogen lamp floodlights
- No upper light output ratio (ULOR 0%) when mounted at 0° tilt

Product features

- Flexible motion and daylight sensor
- Sensor with 350° pan and 200° tilt
- High luminous efficacy: up to 145 lm/W
- Type of protection: IP65
- Pre-installed, flexible 1 m cable (H05RN-F), wrapped 3 x 1.0 mm² single wires
- Reflector-based, symmetric light distribution with 100° x 100° beam angle
- Mounting bracket with 30° angle and wide rotation area
- Integrated voltage driver, suitable for 220 - 240 V AC

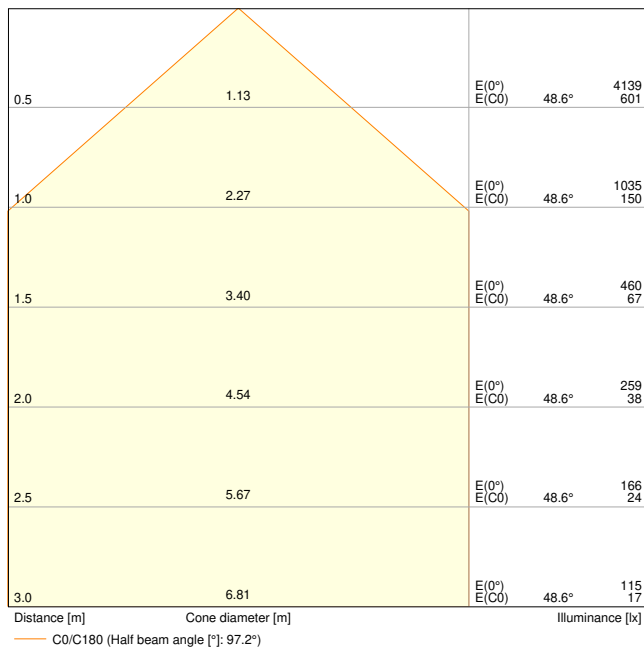
TECHNICAL DATA

Electrical data

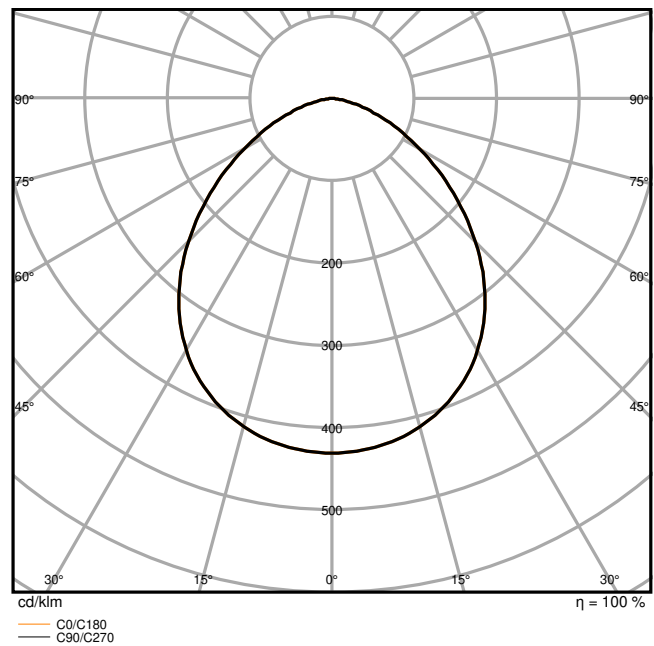
Nominal wattage	17 W / 11 W
Nominal voltage	220...240 V
Mains frequency	50...60 Hz
Nominal current	75/60 mA
Inrush current	9.96 A
Inrush current time T_{h50}	38.2 μ s
Max. number of luminaires per miniature circuit breaker B16	75
Max. number of luminaires per miniature circuit breaker C10	60
Max. number of luminaires per miniature circuit breaker C16	96
Power factor λ	> 0.90
Total harmonic distortion	< 20 %
Protection class	I
Surge capability (L-N)	4 kV
Surge capability (L/N-Ground)	6 kV
Operating mode	Integrated LED driver

Photometrical data

Luminous flux	2400 lm / 1600 lm
Luminous efficacy	145 lm/W
Color temperature	4000 K
Light color (designation)	Cool White
Color rendering index Ra	80
Standard deviation of color matching	5 sdc _m
Stroboscope effect metric (SVM)	≤0.9
Photobiological safety group acc. to EN62778	RG1
Photobiological safety group acc. to EN62471	RG1
Beam angle	100 ° x 100 °



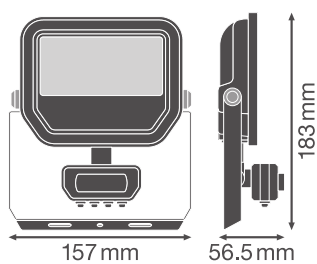
FL 20 SN P 17W 2K4LM 840 PS SY100 WT



FL 20 SN P 17W 2K4LM 840 PS SY100 WT

Dimensions & Weight

Length	157.00 mm
Width	38.00 mm
Height	183.00 mm
Product weight	576.00 g
Cable length	1000 mm



FL 20 SN SY100

Materials & Colors

Product color	White
Housing color	White

Body material	Aluminum
Cover material	Glass
Light emitting surface material	Glass
Glow Wire Test according to IEC 60695-2-12	650 °C
Mercury content	0.0 mg

Application & Mounting

Ambient temperature range	-30...+50 °C
Temperature range at storage	-40...+70 °C
Type of connection	Cable, 3-pole
Type of protection	IP65
Protection class IK (shock resistance)	IK05
Corrosion resistance class acc. to EN 12944	C4
Dimmable	No
Mounting type	Surface
Mounting location	Wall / Ceiling
Application environment	Outdoor
Adjustable	Yes
With light source	Yes

Lifespan

Lifespan L70/B50 at 25 °C	100000 h ¹⁾
Lifespan L80/B10 at 25 °C	75000 h ¹⁾
Lifespan L80/B50 at 25 °C	70000 h
Lifespan L90/B10 at 25 °C	35000 h

¹⁾ t[h]: L70 / B50 @ 25 °C (Ta), t[h]: L80 / B10 @ 25 °C (Ta), t[h]: L90 / B10 @ 25 °C (Ta)

Control gear

Output current	133 mA
ECG - Output ripple current	< 20 %

Sensor

Type of sensor	Motion / Light
Sensor technology	Passive infrared (PIR)
Sensor detection angle	40 °...160 °
Sensor controlled switching time	10 s...12 min
Detection range of motion sensor	2...12 m
Detection threshold of daylight sensor	10...2000 lx
Sensor IP rating	IP65

Certificates & Standards

Standards	CE / CB / ENEC / EAC / UKCA / EPD
Luminaire with limited surface temperature, "D sign"	Yes
Ball shot safe	No
EPD	LEDV-00031-V01.01-EN
Replaceable light source (EPREL)	Not replaceable












Additional product data




Added function	MULTI SELECT
----------------	--------------



Safety advice


– Max. wind load surface 0.017 m²

DOWNLOAD DATA

Documents and certificates		Document name
	User instruction / safety instructions	G11193708_UI_Floodlight_Sensor
	Legal information	Insert_LSI_Floodlight_Sensor_Photocell_G11195969
	Legal information	Informationstext 18 Abs 4 ElektroG
	Legal information	Safety Insert G11205496
	Legal information	Legal Insert FLOODLIGHT LUMS
	Declarations of conformity	FLOODLIGHT GEN4
	Declarations of conformity UKCA	FLOODLIGHT GEN4
Photometric and lighting design files		Document name
	IES file (IES)	FL 20 SN P 17W 2K4LM 840 PS SY100 WT
	LDT file (Eulumdat)	FL 20 SN P 17W 2K4LM 840 PS SY100 WT
	ULD file (DIALux)	FL 20 SN P 17W 2K4LM 840 PSSY100WT
	ROLF file (RELUX)	FL 20 SN P 17W 2K4LM 840 PSSY100WT

Photometric and lighting design files		Document name
	UGR file (UGR table)	FL 20 SN P 17W 2K4LM 840 PS SY100 WT
	Light distribution curve type cone	FL 20 SN P 17W 2K4LM 840 PS SY100 WT
	Light distribution curve type polar	FL 20 SN P 17W 2K4LM 840 PS SY100 WT

CAD/BIM files		Document name
	BIM Revit 3D	Floodlight Sensor G4
	CAD STEP 3D	FL G4 SEN 17W



Tender texts		Document name
	Tender documents	FLOODLIGHT SENSOR 20 17W 2K4LM 840 PS SY100 WT-EN



LOGISTICAL DATA

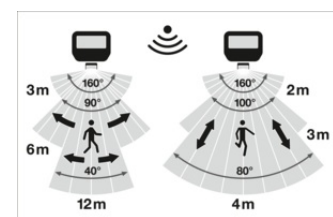
Product code	Packaging unit (Pieces/Unit)	Dimensions (length x width x height)	Gross weight	Volume
4099854309502	Folding box 1	69 mm x 162 mm x 193 mm	649.00 g	2.16 dm ³
4099854309519	Shipping box 12	501 mm x 292 mm x 218 mm	8418.00 g	31.89 dm ³

The mentioned product code describes the smallest quantity unit which can be ordered. One shipping unit can contain one or more single products. When placing an order, for the quantity please enter single or multiples of a shipping unit.

ADDITIONAL CATALOG INFORMATION

	Motion activated				No motion activated			
	LUX	SENSOR	TIME	LIGHT	DM	LIGHT	DM	LIGHT
	0	<100lux	0	2min	0	5%	0	5%
	0	<100lux	0	OFF	0	20%	ON	20%
	0	<100lux	0	5min	ON	40%	ON	40%
	0	<100lux	0	5min	OFF	5%	OFF	5%
	0	<100lux	0	2min	0	5%	0	5%
	0	<100lux	0	OFF	0	20%	ON	20%
	0	<100lux	0	5min	ON	40%	ON	40%
	0	<100lux	0	5min	OFF	5%	OFF	5%

		
FL 20 SN P 17W 2K4LM 840 PS SY100	6 W / 700 lm	8 W / 1100 lm
FL 20 SN P 17W 2K4LM 840 PS SY100	6 W / 700 lm	8 W / 1100 lm
FL 20 SN P 17W 2K4LM 840 PS SY100	11 W / 1400 lm	17 W / 2400 lm
FL 20 SN P 17W 2K4LM 840 PS SY100	11 W / 1400 lm	17 W / 2400 lm
FL 20 SN P 17W 2K4LM 840 PS SY100	27 W / 3600 lm	43 W / 6000 lm
FL 20 SN P 17W 2K4LM 840 PS SY100	27 W / 3600 lm	43 W / 6000 lm



References / Links

– For Guarantee see www.ledvance.com/guarantee

DISCLAIMER

Subject to change without notice. Errors and omission excepted. Always make sure to use the most recent release.