

PRODUCT DATASHEET

FL 150 P 100W 15KLM 830 PS SY100 BK

FLOODLIGHT 150 | Versatile floodlight with up to 15000 lm light output



PERFOR-
MANCE
CLASS

Areas of application

- Replacement for floodlights with halogen lamps
- Outdoor use (IP66)
- D-sign according to EN 60598-2-24 for fire-risk commercial unit, e.g. by accumulation of dust
- Public areas
- Building facades
- Construction areas
- Parking

Product benefits

- Breather membrane to optimize air exchange, without compromising IP protection
- Highly versatile due to selectable power steps (Multi Lumen) on the housing
- Robust cable gland with integrated waterstop function
- Safe and very uniform illumination, due to frosted and tempered glass diffuser
- Bright, robust and durable
- Energy savings of up to 90 % compared to halogen lamp floodlights
- No upper light output ratio (ULOR 0%) when mounted at 0° tilt

Product features

- High luminous efficacy: up to 150 lm/W
- Type of protection: IP66
- Pre-installed, flexible 1 m cable (H05RN-F), wrapped 3 x 1.0 mm² single wires
- Reflector-based, symmetric light distribution with 100° x 100° beam angle
- Mounting bracket with 30° angle and wide rotation area

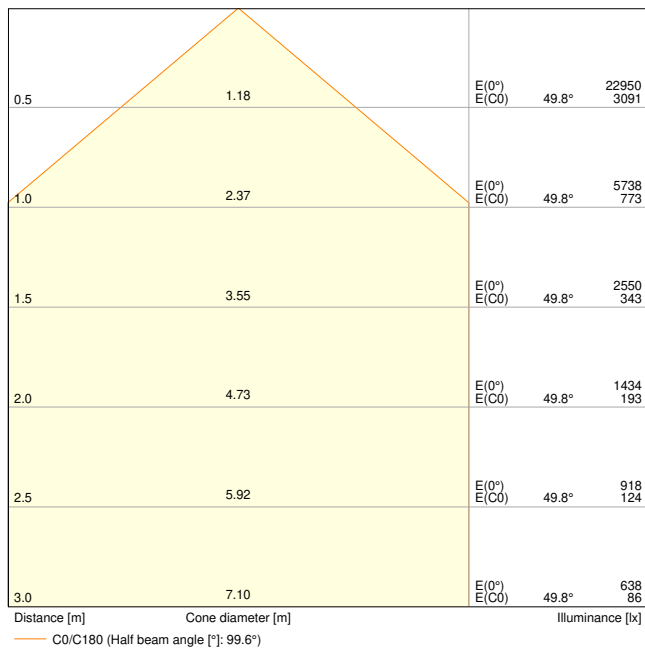
TECHNICAL DATA

Electrical data

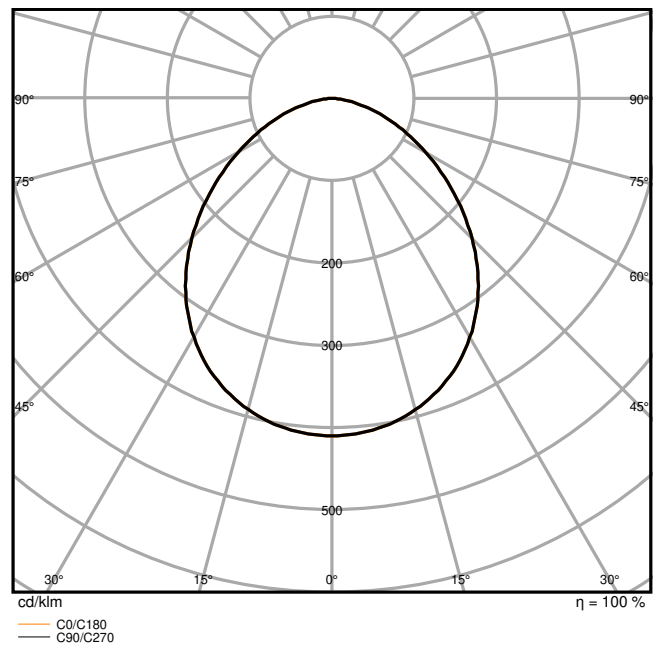
Nominal wattage	100 W / 83 W
Nominal voltage	220...240 V
Mains frequency	50...60 Hz
Nominal current	443/368 mA
Inrush current	30 A
Inrush current time T_{h50}	452 μ s
Max. number of luminaires per miniature circuit breaker B16	5
Max. number of luminaires per miniature circuit breaker C10	6
Max. number of luminaires per miniature circuit breaker C16	9
Power factor λ	> 0.90
Total harmonic distortion	< 20 %
Protection class	I
Surge capability (L-N)	4 kV
Surge capability (L/N-Ground)	6 kV
Operating mode	Integrated LED driver

Photometrical data

Luminous flux	14000 lm / 11670 lm
Luminous efficacy	140 lm/W
Color temperature	3000 K
Light color (designation)	Warm White
Color rendering index Ra	80
Standard deviation of color matching	5 sdc _m
Stroboscope effect metric (SVM)	≤0.9
Photobiological safety group acc. to EN62778	RG1
Photobiological safety group acc. to EN62471	RG1
Beam angle	100 ° x 100 °



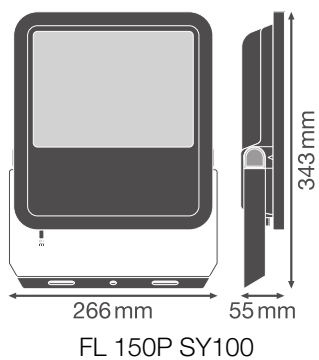
FL 150 P 100W 15KLM 830 PS SY100 BK



FL 150 P 100W 15KLM 830 PS SY100 BK

Dimensions & Weight

Length	266.00 mm
Width	55.00 mm
Height	343.00 mm
Product weight	2820.00 g
Cable length	1000 mm



Materials & Colors

Product color	Black
Housing color	Black

Body material	Aluminum
Cover material	Glass
Light emitting surface material	Glass
Glow Wire Test according to IEC 60695-2-12	650 °C
Mercury content	0.0 mg

Application & Mounting

Ambient temperature range	-30...+50 °C
Temperature range at storage	-40...+70 °C
Type of connection	Cable, 3-pole
Type of protection	IP66
Protection class IK (shock resistance)	IK08
Corrosion resistance class acc. to EN 12944	C4
Dimmable	No
Mounting type	Surface
Mounting location	Wall / Pole / Floor / Ceiling
Application environment	Outdoor
Adjustable	Yes
With light source	Yes

Lifespan

Lifespan L70/B50 at 25 °C	100000 h ¹⁾
Lifespan L80/B10 at 25 °C	75000 h ¹⁾
Lifespan L80/B50 at 25 °C	70000 h
Lifespan L90/B10 at 25 °C	35000 h

¹⁾ t[h]: L70 / B50 @ 25 °C (Ta), t[h]: L80 / B10 @ 25 °C (Ta), t[h]: L90 / B10 @ 25 °C (Ta)

Control gear

Output current	480 mA
ECG - Output ripple current	< 20 %

Certificates & Standards

Standards	CE / CB / ENEC / EAC / UKCA / EPD
Luminaire with limited surface temperature, "D sign"	Yes
Ball shot safe	No
EPD	LEDV-00030-V01.01-EN
Replaceable light source (EPREL)	Not replaceable

















Additional product data


Added function	MULTI SELECT
----------------	--------------

Safety advice

– Max. wind load surface 0.070 m²

DOWNLOAD DATA

Documents and certificates		Document name
	User instruction / safety instructions	G11193710_UI_Floodlight_65W-200W
	Legal information	Insert_LSI_Floodlight_69W-167W_G11195968
	Legal information	Informationstext 18 Abs 4 ElektroG
	Legal information	Safety Insert G11205496
	Legal information	Legal Insert FLOODLIGHT LUMS
	Declarations of conformity	FLOODLIGHT GEN4
	Declarations of conformity UKCA	FLOODLIGHT GEN4
Photometric and lighting design files		Document name
	IES file (IES)	FL 150 P 100W 15KLM 830 PS SY100 BK
	LDT file (Eulumdat)	FL 150 P 100W 15KLM 830 PS SY100 BK
	ULD file (DIALux)	FL 150 P 100W 15KLM 830 PS SY100BK
	ROLF file (RELUX)	FL 150 P 100W 15KLM 830 PS SY100BK
	UGR file (UGR table)	FL 150 P 100W 15KLM 830 PS SY100 BK
	Light distribution curve type cone	FL 150 P 100W 15KLM 830 PS SY100 BK
	Light distribution curve type polar	FL 150 P 100W 15KLM 830 PS SY100 BK
CAD/BIM files		Document name
	BIM Revit 3D	Floodlight G4
	CAD STEP 3D	FL G4 100W

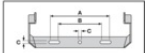
Tender texts	Document name
 Tender documents	FLOODLIGHT 150 100W 15KLM 830 PS SY100 BK-EN

LOGISTICAL DATA

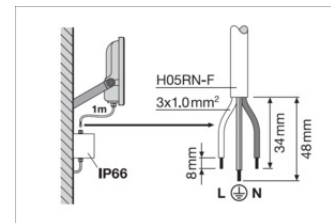
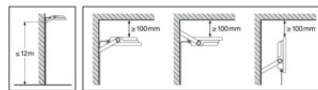
Product code	Packaging unit (Pieces/Unit)	Dimensions (length x width x height)	Gross weight	Volume
4099854306242	Folding box 1	72 mm x 285 mm x 370 mm	3072.00 g	7.59 dm ³
4099854306259	Shipping box 3	301 mm x 234 mm x 397 mm	9752.00 g	27.96 dm ³

The mentioned product code describes the smallest quantity unit which can be ordered. One shipping unit can contain one or more single products. When placing an order, for the quantity please enter single or multiples of a shipping unit.

ADDITIONAL CATALOG INFORMATION



						230 Vac		
A	B	C	Weight	Volume	Volume	C10A	B15A	C15A
69W	150	108	8.5	2x M8	0.045 m ³	25	40	41
100W	150	108	10.5	2x M8	0.070 m ³	6	5	9
133W	170	118	10.5	2x M8	0.085 m ³	4	4	7
167W	170	118	12.5	2x M10	0.105 m ³	4	4	7



FL 100P69W 10KLM830PS SY100	53W/7320lm	69W/9150lm
FL 100P69W 10KLM840PS SY100	53W/8000lm	69W/10000lm
FL 100P69W 10KLM865PS SY100	53W/8000lm	69W/10000lm
FL 150P100W 15KLM830PS SY100	83W/11670lm	100W/14000lm
FL 150P100W 15KLM840PS SY100	83W/12500lm	100W/15000lm
FL 150P100W 15KLM865PS SY100	83W/12500lm	100W/15000lm
FL 200P133W 20KLM830PS SY100	117W/16275lm	133W/18600lm
FL 200P133W 20KLM840PS SY100	117W/17500lm	133W/20000lm
FL 200P133W 20KLM865PS SY100	117W/17500lm	133W/20000lm
FL 250P167W 25KLM830PS SY100	150W/21060lm	167W/23400lm
FL 250P167W 25KLM840PS SY100	150W/22500lm	167W/25000lm
FL 250P167W 25KLM865PS SY100	150W/22500lm	167W/25000lm

References / Links

– For Guarantee see www.ledvance.com/guarantee

DISCLAIMER

Subject to change without notice. Errors and omission excepted. Always make sure to use the most recent release.