

PRODUCT DATASHEET

PANEL LOUVER SUSP KIT WT

PANEL LOUVER SUSPENSION KIT | Panel luminaires



Areas of application

- Offices, conference rooms
- Reception areas, foyers, corridors, elevators

Product benefits

- Black or white housing version available

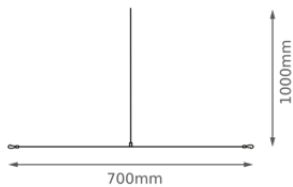
Product features

- Adjustable steel wires, maximum length each: 1.35 m

TECHNICAL DATA

Dimensions & Weight

Length	1500 mm
Product weight	150.00 g






PANEL LOUVER SUSP KIT

Materials & Colors

Product color	White
---------------	-------

DOWNLOAD DATA

Documents and certificates	Document name
 User instruction / safety instructions	PANEL LOUVER SUSP KIT
 Legal information	PL LOUVER 600/1200/SUSP/SURF KIT
 Legal information	Informationstext 18 Abs 4 ElektroG

LOGISTICAL DATA

Product code	Packaging unit (Pieces/Unit)	Dimensions (length x width x height)	Gross weight	Volume
4099854155307	Folding box 1	105 mm x 25 mm x 105 mm	169.00 g	0.28 dm ³
4099854155314	Shipping box 100	675 mm x 230 mm x 230 mm	17365.00 g	35.71 dm ³

The mentioned product code describes the smallest quantity unit which can be ordered. One shipping unit can contain one or more single products. When placing an order, for the quantity please enter single or multiples of a shipping unit.

DISCLAIMER

Subject to change without notice. Errors and omission excepted. Always make sure to use the most recent release.