

PRODUCT DATASHEET

BLKH RD 300 P 17W CPS BK

BULKHEAD ROUND | Robust wall and ceiling luminaire with IP65 and IK10 protection



Areas of application

- Direct replacement for luminaires with fluorescent lamps
- Corridors, stairways, entrance areas
- Passages, underpasses
- Public areas

Product benefits

- Highly versatile due to selectable CCT and power steps (Multi Color / Multi Lumen) on the driver
- Flexible mounting patterns for convenient installation
- Suitable for use in dusty and damp locations thanks to high IP rating
- Suitable for use in public areas thanks to high IK rating
- Separate decor element available for an aesthetic and functional product design

Product features

- UV-stabilized polycarbonate (PC) housing, PC-diffuser
- High luminous efficacy: > 120 lm/W for 3000 K and 4000 K
- Impact resistance: IK10
- Type of protection: IP65
- Push wire terminal for tool-free connection
- Through-wiring possible



TECHNICAL DATA

Electrical data

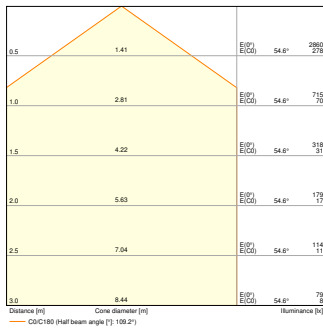
Nominal wattage	17 W / 15 W / 12.5 W / 10 W ¹⁾
Nominal voltage	220...240 V
Mains frequency	0/50/60 Hz
Nominal current	75...65...55...45 mA
Inrush current	9.5 A
Inrush current time T_{h50}	26.8 μ s
Max. number of luminaires per miniature circuit breaker B16	79
Max. number of luminaires per miniature circuit breaker C10	63
Max. number of luminaires per miniature circuit breaker C16	101
Power factor λ	> 0.90
Total harmonic distortion	< 15 %
Protection class	II
Operating mode	Integrated LED driver

¹⁾ For possible options refer to lumen/power table image

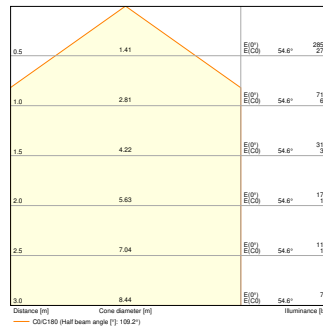
Photometrical data

Luminous flux	2270 lm / 1990 lm / 1700 lm / 1400 lm ¹⁾
Luminous efficacy	132 lm/W / 136 lm/W / 138 lm/W ¹⁾
Color temperature	3000 K / 4000 K
Light color (designation)	Warm White / Cool White
Color rendering index Ra	> 80
Standard deviation of color matching	5 sdc _m
Low flicker	Yes
Flickering metric (Pst LM)	<1
Stroboscope effect metric (SVM)	<0.4
Photobiological safety group acc. to EN62778	RG0
Photobiological safety group acc. to EN62471	RG0
Beam angle	120 °

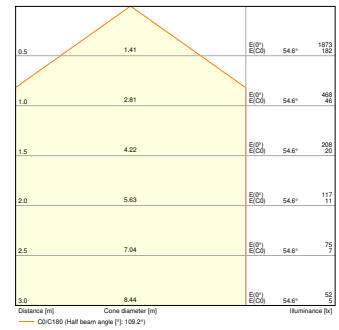
¹⁾ For possible options refer to lumen/power table image



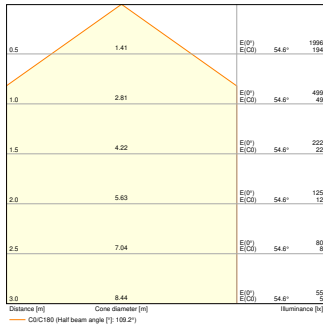
BLKH 300 P 16W 830 2000lm



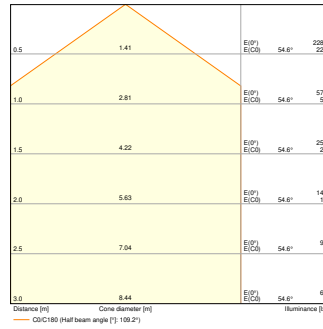
BLKH 300 P 16W 840 2000lm



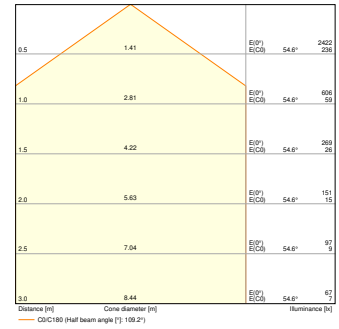
BLKH 300 P 10W 830 1310lm



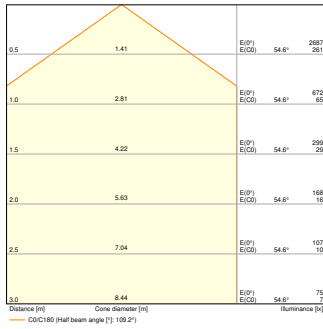
BLKH 300 P 10W 840 1400lm



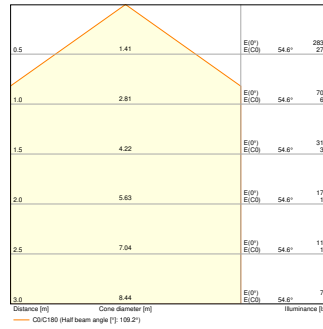
BLKH 300 P 12.5W 830 1600lm



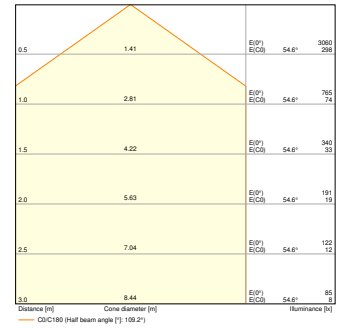
BLKH 300 P 12.5W 840 1700lm



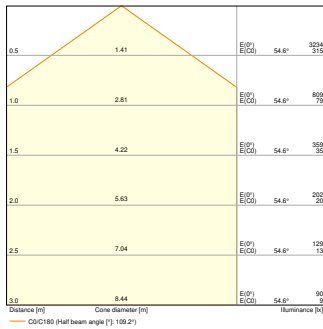
BLKH 300 P 10W 840 1400lm



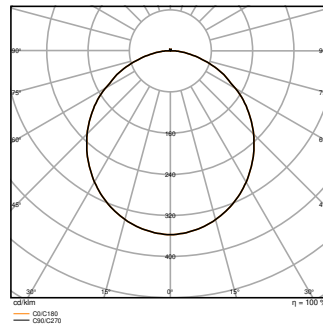
BLKH 300 P 12.5W 830 1600lm



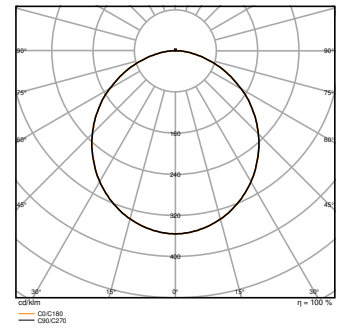
BLKH 300 P 12.5W 840 1700lm



BLKH 300 P 15W 830 1880lm



BLKH 300 P 15W 840 1990lm

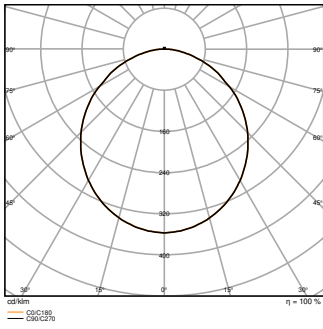


BLKH 300 P 17W 830 2140lm

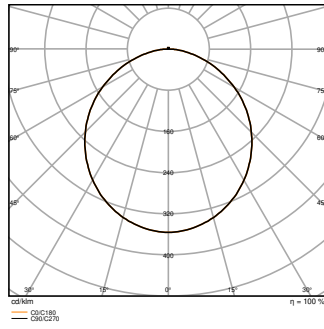
BLKH 300 P 17W 840 2270lm

BLKH 300 P 16W 830 2000lm

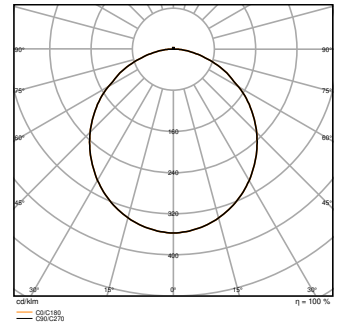
BLKH 300 P 16W 840 2000lm



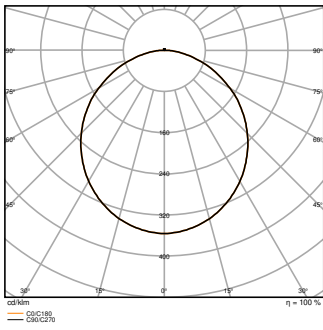
BLKH 300 P 10W 830 1310lm



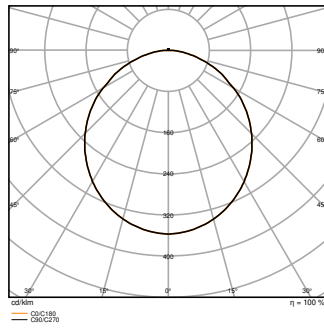
BLKH 300 P 10W 840 1400lm



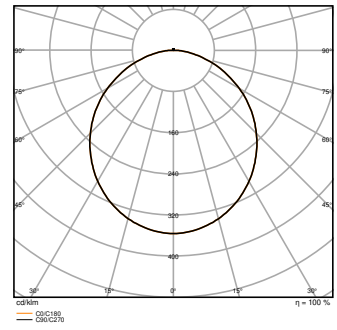
BLKH 300 P 12.5W 830 1600lm



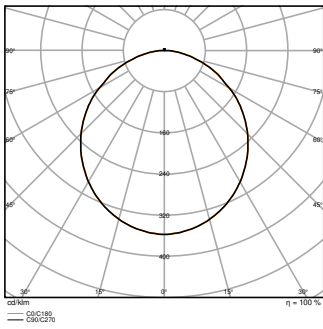
BLKH 300 P 12.5W 840 1700lm



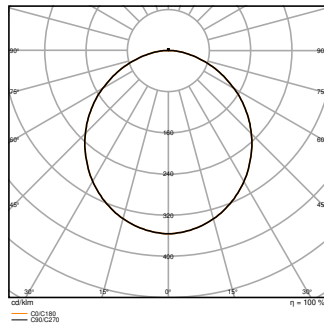
BLKH 300 P 15W 830 1880lm



BLKH 300 P 15W 840 1990lm




BLKH 300 P 17W 830 2140lm



BLKH 300 P 17W 840 2270lm

Dimensions & Weight

Diameter	312.00 mm
Height	73.00 mm
Product weight	900.00 g



BLKH RD/SEN/DA/EM 300 P 16W

Materials & Colors

Product color	Black
Housing color	Black
Body material	Polycarbonate (PC)
Cover material	Polycarbonate (PC)
Light emitting surface material	Polycarbonate (PC)
Glow Wire Test according to IEC 60695-2-12	850 °C
Mercury content	0.0 mg

Application & Mounting

Ambient temperature range	-20...+40 °C
Temperature range at storage	-20...+80 °C
Type of connection	Screwless terminal
Type of protection	IP65
Protection class IK (shock resistance)	IK10
Dimmable	No
Mounting type	Surface
Mounting location	Ceiling / Wall
Application environment	Outdoor
With light source	Yes

Lifespan

Lifespan L70/B50 at 25 °C	70000 h ¹⁾
Lifespan L80/B10 at 25 °C	55000 h ¹⁾
Lifespan L80/B50 at 25 °C	65000 h

Lifespan L90/B10 at 25 °C	40000 h
Number of switching cycles	100000

1) t[h]: L70 / B50 @ 25 °C (Ta), t[h]: L80 / B10 @ 25 °C (Ta), t[h]: L90 / B10 @ 25 °C (Ta)

Control gear

Output current	370...320...270...220 mA
ECG - Output ripple current	< 5 %

Certificates & Standards

Standards	CE / CB / UKGA / EAC / ENEC / EL / EPD
Luminaire with limited surface temperature, "D sign"	No
Ball shot safe	No
EPD	LEDV-00029-V01.01-EN
Replaceable light source (EPREL)	Not replaceable






Additional product data
















Added function	EVERLOOP / MULTI SELECT
----------------	-------------------------





















EQUIPMENT / ACCESSORIES







- Additional cover rings in different designs available
- Mounting screws and dowels included
- Anti-theft screw included



DOWNLOAD DATA


Documents and certificates		Document name
	User instruction / safety instructions	BLKH RD GEN2
	Legal information	Legal Insert BLKH RD
	Legal information	Light Source Insert BLKH RD GEN2
	Legal information	Informationstext 18 Abs 4 ElektroG
	Declarations of conformity	BLKH RD/LISOEV

Documents and certificates		Document name
	Declarations of conformity UKCA	BLKH RD/LISOEV
Photometric and lighting design files		Document name
	IES file (IES)	BLKH 300 P 17W 830 2140lm
	IES file (IES)	BLKH 300 P 17W 840 2270lm
	IES files (IES, additional)	BLKH 300 P 10W 830 1310lm
	IES files (IES, additional)	BLKH 300 P 10W 840 1400lm
	IES files (IES, additional)	BLKH 300 P 12.5W 830 1600lm
	IES files (IES, additional)	BLKH 300 P 12.5W 840 1700lm
	IES files (IES, additional)	BLKH 300 P 15W 830 1880lm
	IES files (IES, additional)	BLKH 300 P 15W 840 1990lm
	LDT file (Eulumdat)	BLKH 300 P 17W 830 2140lm
	LDT file (Eulumdat)	BLKH 300 P 17W 840 2270lm
	LDT files (Eulumdat, additional)	BLKH 300 P 10W 830 1310lm
	LDT files (Eulumdat, additional)	BLKH 300 P 10W 840 1400lm
	LDT files (Eulumdat, additional)	BLKH 300 P 12.5W 830 1600lm
	LDT files (Eulumdat, additional)	BLKH 300 P 12.5W 840 1700lm
	LDT files (Eulumdat, additional)	BLKH 300 P 15W 830 1880lm
	LDT files (Eulumdat, additional)	BLKH 300 P 15W 840 1990lm

Photometric and lighting design files		Document name
	ULD file (DIALux)	BLKH RD 300 P 17W CPS BK
	UGR file (UGR table)	BLKH 300 P 16W 830 2000lm
	UGR file (UGR table)	BLKH 300 P 16W 840 2000lm
	UGR file (UGR table)	BLKH 300 P 10W 830 1310lm
	UGR file (UGR table)	BLKH 300 P 10W 840 1400lm
	UGR file (UGR table)	BLKH 300 P 12.5W 830 1600lm
	UGR file (UGR table)	BLKH 300 P 12.5W 840 1700lm
	UGR file (UGR table)	BLKH 300 P 15W 830 1880lm
	UGR file (UGR table)	BLKH 300 P 15W 840 1990lm
	UGR file (UGR table)	BLKH 300 P 17W 830 2140lm
	UGR file (UGR table)	BLKH 300 P 17W 840 2270lm
	Light distribution curve type cone	BLKH 300 P 16W 830 2000lm
	Light distribution curve type cone	BLKH 300 P 16W 840 2000lm
	Light distribution curve type cone	BLKH 300 P 10W 830 1310lm
	Light distribution curve type cone	BLKH 300 P 10W 840 1400lm
	Light distribution curve type cone	BLKH 300 P 12.5W 830 1600lm
	Light distribution curve type cone	BLKH 300 P 12.5W 840 1700lm
	Light distribution curve type cone	BLKH 300 P 15W 830 1880lm
	Light distribution curve type cone	BLKH 300 P 15W 840 1990lm
	Light distribution curve type cone	BLKH 300 P 17W 830 2140lm
	Light distribution curve type cone	BLKH 300 P 17W 840 2270lm
	Light distribution curve type polar	BLKH 300 P 16W 830 2000lm
	Light distribution curve type polar	BLKH 300 P 16W 840 2000lm
	Light distribution curve type polar	BLKH 300 P 10W 830 1310lm
	Light distribution curve type polar	BLKH 300 P 10W 840 1400lm

Photometric and lighting design files		Document name
	Light distribution curve type polar	BLKH 300 P 12.5W 830 1600lm
	Light distribution curve type polar	BLKH 300 P 12.5W 840 1700lm
	Light distribution curve type polar	BLKH 300 P 15W 830 1880lm
	Light distribution curve type polar	BLKH 300 P 15W 840 1990lm
	Light distribution curve type polar	BLKH 300 P 17W 830 2140lm
	Light distribution curve type polar	BLKH 300 P 17W 840 2270lm

CAD/BIM files		Document name
	BIM Revit 3D	Bulkhead Round
	CAD STEP 3D	BLKH G2 300

Tender texts		Document name
	Tender documents	BULKHEAD ROUND 300 P 17W CPS BK-EN

LOGISTICAL DATA

Product code	Packaging unit (Pieces/Unit)	Dimensions (length x width x height)	Gross weight	Volume
4099854286124	Folding box 1	77 mm x 317 mm x 317 mm	1034.00 g	7.74 dm ³
4099854286131	Shipping box 8	650 mm x 330 mm x 335 mm	8932.00 g	71.86 dm ³

The mentioned product code describes the smallest quantity unit which can be ordered. One shipping unit can contain one or more single products. When placing an order, for the quantity please enter single or multiples of a shipping unit.

ADDITIONAL CATALOG INFORMATION

BLKH RD 300					BLKH RD SEN 300					BLKH RD 300 P 10W CPS BK				BLKH RD 250 P 10W CPS WT				BLKH RD 300 P 15W CPS BK				BLKH RD 300 P 15W CPS WT				BLKH RD SEN 250 P 10W CPS BK				BLKH RD SEN 250 P 10W CPS WT				BLKH RD SEN 300 P 10W CPS BK				BLKH RD SEN 300 P 10W CPS WT											
WAC	R.S	S	R.S	R.S	WAC	R.S	S	R.S	S	B10	B16	C10	C16	B10	B16	C10	C16	B10	B16	C10	C16	B10	B16	C10	C16	B10	B16	C10	C16	B10	B16	C10	C16	B10	B16	C10	C16	B10	B16	C10	C16								
4000	3000	4000	4000	3000	4000	3000	4000	3000	4000	155	248	155	248	83	79	63	101	83	79	63	101	140	224	140	224	83	79	63	101	83	79	63	101	83	79	63	101	83	79	63	101	83	79	63	101	83	79	63	101
1200	1500	1000	1000	800	1200	1500	1000	1000	800																																								
1200	1500	1000	1000	800	1200	1500	1000	1000	800																																								
1200	1500	1000	1000	800	1200	1500	1000	1000	800																																								

References / Links

- For Guarantee see www.ledvance.com/guarantee

DISCLAIMER

Subject to change without notice. Errors and omission excepted. Always make sure to use the most recent release.