

PRODUCT DATASHEET

SF FLAT SQ 500 P 27W CPS

SURFACE FLAT SQUARE | Versatile square wall and ceiling luminaire



Areas of application

- Direct replacement for surface luminaires with integrated CFLni lamps
- Corridors
- Stairways
- Bathrooms
- Foyers

Product benefits

- Easy upgradeability of light source, driver and sensor (EVERLOOP design)
- Highly versatile due to selectable CCT and power steps (Multi Color / Multi Lumen) on the driver
- Indoor luminaire with high luminous efficacy up to 140 lm/W
- High color consistency with SDCM 3
- Tool-free electrical connection due to push button connector
- Very homogenous light with a slight backlight effect
- Extended services such as energy monitoring and remote maintenance possible with DALI versions
- 5 years guarantee

Product features

- Type of protection: IP54 (wall and ceiling)
- Impact resistance: IK08
- Lifetime (L80/B10): 100,000 h (at 25 °C), (L90/B10): 50,000 h (at 25 °C)
- Polycarbonate (PC) housing, PC-diffusor
- Ambient temperature in operation: -20...+45 °C



- Glow Wire Test according to IEC 60695-2-12: 850 °C
- 5-pole terminal block, cable cross section up to 5 x 2.5 mm²
- Through-wiring possible
- Indoor use only, not suitable for outdoor use
- Sensor version with high frequency sensor, corridor- and grouping function

TECHNICAL DATA

Electrical data

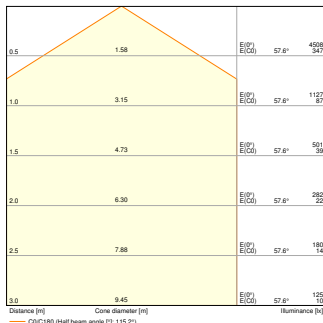
Nominal wattage	27 W / 19 W ¹⁾
Nominal voltage	220...240 V
Mains frequency	50/60 Hz
Nominal current	120.000 mA
Inrush current	13 A
Inrush current time T _{h50}	112 µs
Max. number of luminaires per miniature circuit breaker B16	57
Max. number of luminaires per miniature circuit breaker C10	46
Max. number of luminaires per miniature circuit breaker C16	73
Power factor λ	> 0.90
Total harmonic distortion	< 20 %
Protection class	II
Operating mode	Integrated LED driver

¹⁾ For possible options refer to lumen/power table image

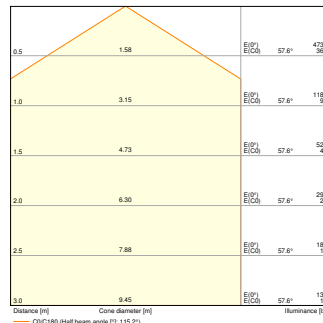
Photometrical data

Luminous flux	3780 lm / 2660 lm ¹⁾
Luminous efficacy	140 lm/W / 133 lm/W ¹⁾
Color temperature	3000 K / 4000 K
Light color (designation)	Warm White / Cool White
Color rendering index Ra	> 80
Standard deviation of color matching	3 sdc _m
Low flicker	Yes
Flickering metric (Pst LM)	<1
Stroboscope effect metric (SVM)	<0.4
Photobiological safety group acc. to EN62778	RG0
Beam angle	120 °

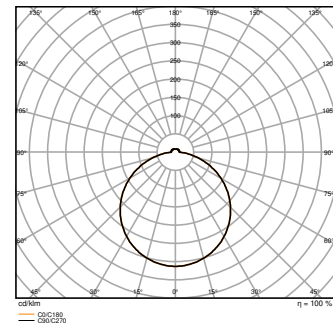
¹⁾ For possible options refer to lumen/power table image



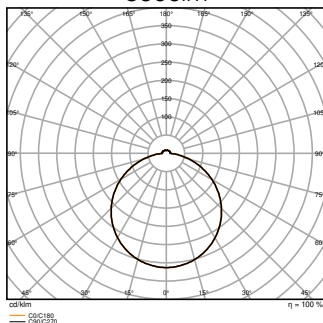
SF FLAT SQ 500 P 27W 3000K
3600lm



SF FLAT SQ 500 P 27W 4000K
3780lm



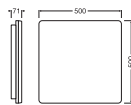
SF FLAT SQ 500 P 27W 3000K
3600lm



SF FLAT SQ 500 P 27W 4000K
3780lm

Dimensions & Weight

Length	500.00 mm
Width	500.00 mm
Height	71.00 mm
Product weight	3638.00 g



SF FLAT SQ 500/SEN/DALI CPS

Materials & Colors

Product color	White
Housing color	White
Body material	Polycarbonate (PC)

Cover material	Polycarbonate (PC)
Light emitting surface material	Polycarbonate (PC)
Glow Wire Test according to IEC 60695-2-12	850 °C
Mercury content	0.0 mg

Application & Mounting

Ambient temperature range	-20...+45 °C
Temperature range at storage	-40...+80 °C
Type of connection	Screwless terminal
Type of protection	IP54
Protection class IK (shock resistance)	IK08
Dimmable	No
Mounting type	Surface
Mounting location	Ceiling / Wall
Application environment	Indoor
With light source	Yes

Lifespan

Lifespan L70/B50 at 25 °C	100000 h ¹⁾
Lifespan L80/B10 at 25 °C	100000 h ¹⁾
Lifespan L80/B50 at 25 °C	100000 h
Lifespan L90/B10 at 25 °C	50000 h
Number of switching cycles	100000

¹⁾ t[h]: L70 / B50 @ 25 °C (Ta), t[h]: L80 / B10 @ 25 °C (Ta), t[h]: L90 / B10 @ 25 °C (Ta)

Control gear

Output current	650 mA
ECG - Output ripple current	< 5 %

Certificates & Standards





Standards	CE / CB / ENEC / UKCA / EAC / EPD
Luminaire with limited surface temperature, "D sign"	Yes
Ball shot safe	No
EPD	LEDV-00028-V01.01-EN
Replaceable light source (EPREL)	Not replaceable

Additional product data

Added function

EVERLOOP / MULTI SELECT






Accessories Optional

















Product image	Product name	EAN
	LISOEV 500 SQ 27W 830 840 SF FLAT	4099854312274
	SF FLAT 500 SQUARE FRAME SI	4099854292958
	DR DS SENS-P- 27/220-240V/650 SF FL	4099854292873
	SENSOR SF FLAT LEADER FOLLOWER	4099854292897

EQUIPMENT / ACCESSORIES

- EVERLOOP luminaire: upgrades and replacements available
- Decorative silver frame separately available

DOWNLOAD DATA

Documents and certificates	Document name
 User instruction / safety instructions	UI Surface Flat
 Legal information	LISO Insert SF FLAT
 Legal information	Legal Insert SF FLAT
 Legal information	Informationstext 18 Abs 4 ElektroG
 Declarations of conformity	CE Declaration SF FLAT


Documents and certificates		Document name
	Declarations of conformity UKCA	UKCA Declaration SF FLAT
	Certificates	ENEC SF FLAT
Photometric and lighting design files		Document name
	IES file (IES)	SF FLAT SQ 500 P 27W 3000K 3600lm
	IES file (IES)	SF FLAT SQ 500 P 27W 4000K 3780lm
	LDT file (Eulumdat)	SF FLAT SQ 500 P 27W 3000K 3600lm
	LDT file (Eulumdat)	SF FLAT SQ 500 P 27W 4000K 3780lm
	ULD file (DIALux)	SF FLAT SQ 500 P 27W CPS
	UGR file (UGR table)	SF FLAT SQ 500 P 27W 3000K 3600lm
	UGR file (UGR table)	SF FLAT SQ 500 P 27W 4000K 3780lm
	Light distribution curve type cone	SF FLAT SQ 500 P 27W 3000K 3600lm
	Light distribution curve type cone	SF FLAT SQ 500 P 27W 4000K 3780lm
	Light distribution curve type polar	SF FLAT SQ 500 P 27W 3000K 3600lm
	Light distribution curve type polar	SF FLAT SQ 500 P 27W 4000K 3780lm
CAD/BIM files		Document name
	BIM Revit 3D	Surface Flat
	CAD STEP 3D	SF FLAT SQ 500
Tender texts		Document name
	Tender documents	SURFACE FLAT SQUARE 500 P 27W CPS-EN

LOGISTICAL DATA

Product code	Packaging unit (Pieces/Unit)	Dimensions (length x width x height)	Gross weight	Volume
4099854292675	Folding box 1	77 mm x 507 mm x 507 mm	3899.00 g	19.79 dm ³
4099854292682	Shipping box 4	520 mm x 327 mm x 530 mm	16446.00 g	90.12 dm ³

The mentioned product code describes the smallest quantity unit which can be ordered. One shipping unit can contain one or more single products. When placing an order, for the quantity please enter single or multiples of a shipping unit.

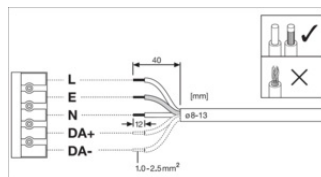
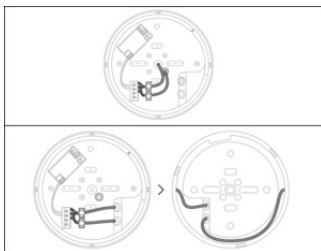
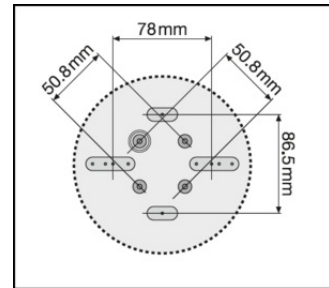
ADDITIONAL CATALOG INFORMATION



SF FLAT SQ 500 P 27W	DRIVER	CCT	W	lm	lm/W	DM W	DM W	DM W	DM W	DM W
SF FLAT SQ 500 P 27W	100-240V AC	4000K	18	1080	140	-	-	-	-	-
SF FLAT SQ 500 P 27W	100-240V AC	3000K	18	1080	130	-	-	-	-	-
SF FLAT SQ 500 P 27W	100-240V AC	4000K	27	1790	140	-	-	-	-	-
SF FLAT SQ 500 P 27W	100-240V AC	3000K	27	1790	130	-	-	-	-	-
SF FLAT SQ 500 P 27W	100-240V AC	4000K	27	1790	140	5.5	0.0	0.0	0.0	0.0
SF FLAT SQ 500 P 27W	100-240V AC	3000K	27	1790	130	5.5	0.0	0.0	0.0	0.0



www.ledvance.com/everloop-replacement



References / Links

– For Guarantee see www.ledvance.com/guarantee

DISCLAIMER

Subject to change without notice. Errors and omission excepted. Always make sure to use the most recent release.