

PRODUCT DATASHEET

LED Base PIN 30 300° 2.6W 827 Clear G9

LED BASE PIN G9 | Special LED lamps



Areas of application

- Atmospheric accent lighting throughout the home
- Shops, hotels and restaurants
- Foyers, offices
- Outdoor use in suitable outdoor luminaires only

Product benefits

- Lower energy consumption than incandescent or halogen lamps
- Ideal for decorative and free-burning applications

Product features

- LED alternative to conventional high voltage lamps
- Mercury-free lamps



TECHNICAL DATA

Electrical data

Nominal wattage	2.6 W
Construction wattage	2.60 W
Nominal voltage	220...240 V
Operating mode	AC Mains
Claimed equiv. conventional lamp power	30 W
Nominal current	25 mA
Type of current	AC
Inrush current	3.06 A
Operating frequency	50/60 Hz
Mains frequency	50/60 Hz
Max. lamp number on MCB B10 A	41
Max. lamp number on MCB B16 A	52
Total harmonic distortion	< 152 %
Power factor λ	> 0.40

Photometrical data

Luminous flux	320 lm
Nominal useful luminous flux 90°	320 lm
Luminous efficacy	123 lm/W
Lumen main.fact.at end of nom.life time	0.93
Light color (designation)	Warm White
Color temperature	2700 K
Color rendering index Ra	80
Light color	827
Standard deviation of color matching	≤6 sdcn
Flickering metric (Pst LM)	1.0
Stroboscope effect metric (SVM)	0.4



349927_2700K_Evl_5630.eps

Light technical data

Beam angle	300 °
Warm-up time (60 %)	< 0.50 s
Starting time	< 0.5 s

Dimensions & Weight



Overall length	43.00 mm
Diameter	14.00 mm
Maximum diameter	14 mm
Product weight	5.00 g

Temperatures & operating conditions

Ambient temperature range	-20...+40 °C
Maximum temperature at tc test point	90 °C

Lifespan

Lifespan L70/B50 at 25 °C	10000 h
Number of switching cycles	100000
Lumen maintenance at end of service lifetime	0.93

Additional product data

Base (standard designation)	G9
Mercury content	0.0 mg
Mercury-free	Yes
Design / version	Clear
Product remark	All technical parameters apply to the entire lamp / Due to the complex production process for light-emitting diodes, the typical values shown for the technical LED parameters are purely statistical values that do not necessarily match the actual technical parameters of each individual product, which can vary from the typical value

Capabilities

Dimmable	No
----------	----

Certificates & Standards

Energy efficiency class	E 1)
Energy consumption	3.00 kWh/1000h
Type of protection	IP20
Standards	CE / UKCA / EAC
Photobiological safety group acc. to EN62778	RG1

1) Energy efficiency class (EEC) on a scale of A (highest efficiency) to G (lowest efficiency)

Country-specific categorizations

Order reference	LEDBASEPIN30 CL
-----------------	-----------------

LOGISTICAL DATA

Temperature range at storage	-20...+80 °C
------------------------------	--------------

Energy labelling regulation data acc EU 2019/2015





Lighting technology used	LED
Non-directional or directional	NDLS
Mains or non-mains	MLS
Light source cap-type (or other electric interface)	G9
Connected light source (CLS)	No
Color-tuneable light source	No
Envelope	No
High luminance light source	No
Anti-glare shield	No
Correlated colour temperature type	SINGLE_VALUE

Standby power	0 W
Claim of equivalent power	Yes
Length	43.00 mm
Height	14.00 mm
Width	14.00 mm
Chromaticity coordinate x	0.458
Chromaticity coordinate y	0.410
R9 Colour rendering index	7
Beam angle correspondence	SPHERE_360
Survival factor	0.9
Displacement factor	0.5
LED light source replaces a fluorescent light source	No
EPREL ID	522875,1856555
Model number	AC32106,AC58901,AC58901

Safety advice

- Do not touch the lamp if broken.
- Must not be used if outer bulb is defective.

DOWNLOAD DATA

Documents and certificates		Document name
	Declarations of conformity	LED PIN 40 NON DIM G9
	Declarations of conformity	LED PIN G9
	Declarations of conformity UKCA	LED PIN G9
Photometric and lighting design files		Document name
	Spectral power distribution	349927_2700K_Evl_5630.eps

LOGISTICAL DATA

Product code	Packaging unit (Pieces/Unit)	Dimensions (length x width x height)	Gross weight	Volume
--------------	------------------------------	--------------------------------------	--------------	--------

Product code	Packaging unit (Pieces/Unit)	Dimensions (length x width x height)	Gross weight	Volume
4058075758063	Folding box 5	49 mm x 49 mm x 62 mm	45.00 g	0.15 dm ³
4058075758070	Shipping box 50	266 mm x 109 mm x 70 mm	380.00 g	2.03 dm ³
4058075786264	Shipping box 400	452 mm x 282 mm x 167 mm	4258.00 g	21.29 dm ³

The mentioned product code describes the smallest quantity unit which can be ordered. One shipping unit can contain one or more single products. When placing an order, for the quantity please enter single or multiples of a shipping unit.

References / Links

- For dimming conformity see www.ledvance.com/dim
- For Guarantee see www.ledvance.com/guarantee

DISCLAIMER

Subject to change without notice. Errors and omission excepted. Always make sure to use the most recent release.