


PRODUCT DATASHEET

PL-CN111-COB- 4300-840-60D-G2

PrevaLED® COIN 111 COB G2 | LED modules with integrated optics and heat sink



Areas of application

- Retail, shop, restaurant, hospitality
- High-end residential
- Suitable for indoor applications
- Connecting multiple modules in parallel on one LED driver is not permitted
- Connecting multiple modules in series on one LED driver is not recommended
- Do not use in sealed fixtures
- Avoid covering the lens with dust or any object

Product benefits

- Compact form factor compatible with conventional AR111 lamps
- Precise optical control and free from multi-shadow issue
- Dual mode options in High-Output (HO) and High-Efficacy (HE)

Product features

- Color consistency < 2 SDCM
- TM30 compliant
- High flux output up to 4900 lm
- Beam angle: 15°, 24°, 40°, 60°
- Type of protection: IP20



TECHNICAL DATA

Electrical data

Nominal wattage	36.70 W
Construction wattage	36.70 W
Nominal voltage	35 V
Input voltage range	31.8...39.7 V
Type of current	DC
Nominal current	1050.000 mA

Photometrical data

Luminous efficacy	129 lm/W
Luminous flux	3900 lm ¹⁾
Luminous intensity	5122 cd
Color temperature	3900 K
Color rendering index Ra	80
Light color LED	White
Light color (designation)	4000 K
Standard deviation of color matching	2 sdcm
Rated peak intensity	5122 cd

1) 90 °

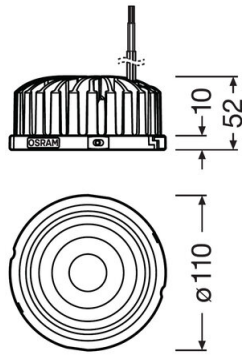
Light technical data

Beam angle	55 °
Rated beam angle (half peak value)	60.00 °
Starting time	< 0.5 s
Warm-up time (60 %)	< 2.00 s

LED MODULE INFORMATION

Number of LEDs per module	1
---------------------------	---

Dimensions & Weight



Length	110.00 mm ¹⁾
Width	110.00 mm
Height	52.00 mm
Diameter	110,0 mm
Product weight	385.00 g

1) ±0.5 mm

Colors & materials

Product color	White
---------------	-------

Temperatures & operating conditions

Ambient temperature range	-25...+40 °C
Maximum temperature at tc test point	100 °C
Temperature range in operation	-25...100 °C
Performance temp. acc. to IEC 62717	80 °C

Lifespan

Nominal lamp life time	50000 h
Number of switching cycles	> 15000

Additional product data

Product remark	<p>Modules perfectly matched to OSRAM OPTOTRONIC® LED drivers (see relevant table) / For current photometric data and important safety, installation and application information, see www.osram.com/led-systems / All the technical parameters apply to the entire module. In view of the complex manufacturing process for light emitting diodes, the typical values given above for the technical LED parameters are merely statistical values that do not necessarily correspond to the actual technical parameters of an individual product; individual products may vary from the typical values / In view of the complex manufacturing process for light emitting diodes, the typical values given above for the technical LED parameters are merely statistical values that do not necessarily correspond to the actual technical parameters of an individual product; individual products may vary from the typical values / Tolerance for optical and electrical data: +/-10%</p>
----------------	-------------------------------------------------------------------------------------------------------------------------------------------------------------------------------------------------------------------------------------------------------------------------------------------------------------------------------------------------------------------------------------------------------------------------------------------------------------------------------------------------------------------------------------------------------------------------------------------------------------------------------------------------------------------------------------------------------------------------------------------------------------------------------------------------------------------------------------------------------------------------------------------------------------------------------------------------------------------------------------------------------------------------------------------

Capabilities

Dimmable	No
----------	----

Certificates & Standards

Standards	Acc. to IEC 62471 / Acc. to EN 60598-1 / Acc. to EN 60529 / Acc. to EN 55015 / Acc. to EN 61547 / Acc. to EN62031 IEC 605981 / CE
Type of protection	IP20
Energy efficiency class	E
Energy class of contained light source	E



LOGISTICAL DATA

Temperature range at storage	-40...80 °C
------------------------------	-------------

Energy labelling regulation data acc EU 2019/2015

Lighting technology used	LED
--------------------------	-----

DOWNLOAD DATA

Photometric and lighting design files	Document name
 IES file (IES)	PL-CN111-COB- 4300-840-60D-G2
 LDT file (Eulumdat)	PL-CN111-COB-4300-840-60D-G2.1

LOGISTICAL DATA

Product code	Packaging unit (Pieces/Unit)	Dimensions (length x width x height)	Gross weight	Volume
4052899621589	Folding box 1	131 mm x 118 mm x 59 mm	423.00 g	0.91 dm ³
4052899622210	Shipping box 12	280 mm x 254 mm x 209 mm	5442.00 g	14.86 dm ³

The mentioned product code describes the smallest quantity unit which can be ordered. One shipping unit can contain one or more single products. When placing an order, for the quantity please enter single or multiples of a shipping unit.

DISCLAIMER

Subject to change without notice. Errors and omission excepted. Always make sure to use the most recent release.