

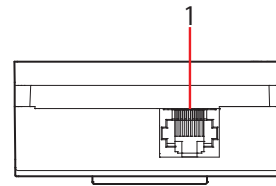
**Description**

D45 System interface device to be used when the apartment has 2 or 3 handsets.  
The interface must be installed between floor shunt 323002 and the indoor handsets.  
DIN RAIL installation.

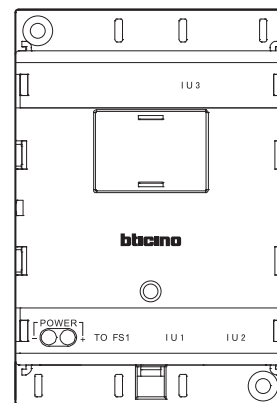
**Technical data**

Power supply :	30 Vdc
Stand by current absorption:	≤ 40 mA @ 30 V
Max. operating current absorption:	≤ 140 mA @ 30 V
Stand by power consumption :	1.2 W
Operating power consumption :	4.2 W
Operating temperature:	(-10) – (+40)°C

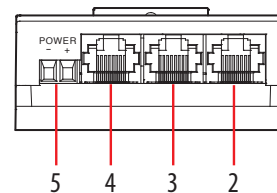
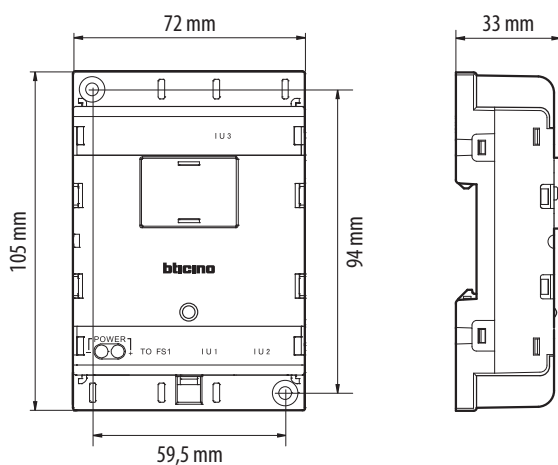
Upper view



Front view



Lower view

**Dimensional data****Legend**

1. RJ45 Internal unit handset 3 connection
2. RJ45 Internal unit handset 2 connection
3. RJ45 Internal unit handset 1 connection
4. RJ45 System BUS connector - to floor shunt device
5. Auxiliary power supply input connector (30 V)