



SceneSwitch LEDspot

LED SceneSwitch 50W GU10 WW-CW 36D ND 1BC/6

Some situations call for cool light, others benefit from the ambiance of a warm cozy glow. With Philips SceneSwitch LEDspot, you can have different light settings from just one spot. And you don't need a dimmer! Optimize your lighting for relaxing, hobbies, recreation or working. Simply at the flick of a switch. And that's your existing switch! No extra installation is required.

Product data

General Information		Lamp Current (Nom)	
Cap-Base	GU10 [GU10]	Lamp Current (Nom)	38 mA
EU RoHS compliant	Yes	Wattage Equivalent	50 W
Nominal Lifetime (Nom)	15000 h	Starting Time (Nom)	0.4 s
Switching Cycle	50000X	Warm Up Time to 60% Light (Nom)	0.5 s
Technical Type	5-50W	Power Factor (Nom)	0.5
		Voltage (Nom)	220-240 V
Light Technical		Temperature	
Color Code	827/840 [CCT of 2700K/4000K]	T-Case Maximum (Nom)	85 °C
Beam Angle (Nom)	36 °		
Luminous Flux (Nom)	385 lm	Controls and Dimming	
Color Designation	Warm White/Cool White	Dimmable	No
Correlated Color Temperature (Nom)	- K	Mechanical and Housing	
Luminous Efficacy (rated) (Nom)	90.00 lm/W	Bulb Shape	PAR16 [PAR 2 inch]
Color Consistency	<6	Approval and Application	
Color Rendering Index (Nom)	80	Suitable For Accent Lighting	Yes
LLMF At End Of Nominal Lifetime (Nom)	70 %	Energy Consumption kWh/1000 h	5 kWh
Operating and Electrical			
Input Frequency	50 to 60 Hz		
Power (Nom)	5 W		

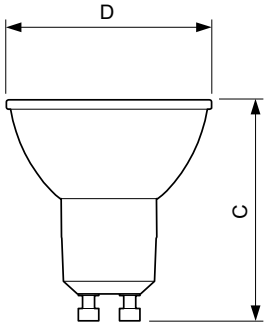
SceneSwitch LEDspot

Product Data

Full product code	871869681087300
Order product name	LED SceneSwitch 50W GU10 WW-CW 36D ND 1BC/6
EAN/UPC - Product	8718696810873
Order code	929001894501

Numerator - Quantity Per Pack	1
Numerator - Packs per outer box	6
Material Nr. (12NC)	929001894501
Net Weight (Piece)	0.052 kg

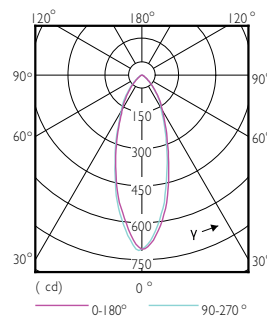
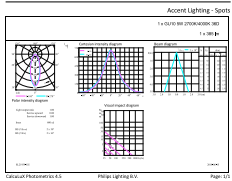
Dimensional drawing



GU10 220-240V 5-50W 345lm 2700/4000K ND

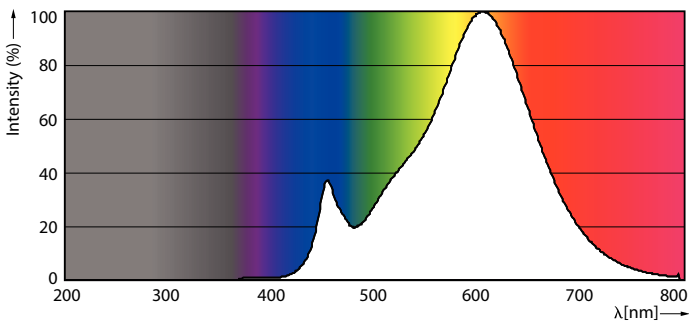
Product	D	C
LED SceneSwitch 50W GU10 WW-CW 36D ND 1BC/6	50 mm	54 mm

Photometric data



LEDspot SSW 50W GU10 PAR16 827-840 36D ND

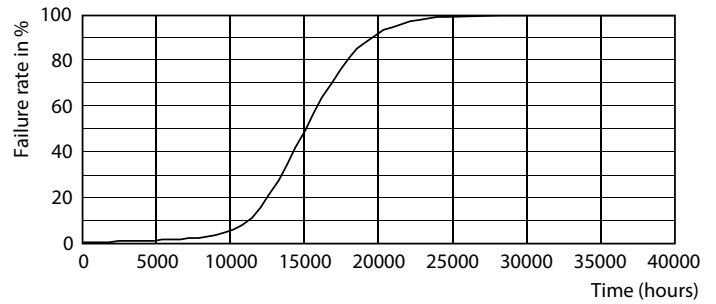
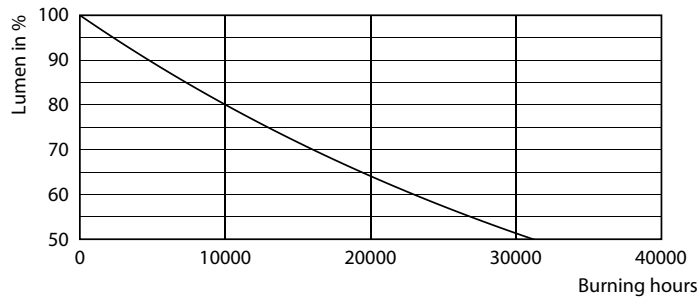
LEDspot SSW 50W GU10 PAR16 827-840 36D ND



LEDspot SSW 50W GU10 PAR16 827-840 36D ND

SceneSwitch LEDspot

Lifetime



LEDspot SSW 50W GU10 PAR16 827-840 36D ND

LEDspot SSW 50W GU10 PAR16 827-840 36D ND

