


PRODUCT DATASHEET BA-L-PL 865 D

BackLED L Plus G15 | LED modules for light advertising and backlighting



Areas of application

- Signage and illuminated advertising
- Backlighting of single and double-sided light boxes
- Permanent outdoor use in enclosed light boxes
- Decorative applications

Product benefits

- Uniform illumination at high LED pitches thanks to Flat Ray technology
- Click and Play: quick and easy click-in of the LED modules, no tools needed
- Excellent module efficacy
- Very long lifetime
- 5 year guarantee

Product features

- Connected with flexible cables
- Type of protection (modules): IP66
- Color rendering index R_a : > 80
- Special robust encapsulation



– CE marked and UL listed

TECHNICAL DATA

Electrical data

Nominal wattage	52 W
Construction wattage	49.90 W
Nominal wattage per LED module	1.56 W
Nominal voltage	12 V
Input voltage range	12...13 V
Reverse Voltage	13 V
Type of current	DC
Nominal current	4160.000 mA

Photometrical data

Total useful luminous flux [PICOS]	4772 lm
Luminous efficacy	94 lm/W
Luminous flux	4772 lm
Luminous flux per module chain	4772 lm
Color temperature	6500 K
Color rendering index Ra	> 80
Light color LED	White
Light color (designation)	Daylight

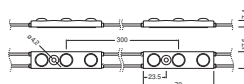
Light technical data

Beam angle	150 °
------------	-------

LED MODULE INFORMATION

Number of LEDs per module	3
Number of LED modules per chain	32
Minimum operable number of LED modules	1

Dimensions & Weight



Length	76 mm ¹⁾
Width	17.50 mm
Height	7.40 mm
Product weight	750.00 g

¹⁾ Maximum LED pitch 300 mm

Temperatures & operating conditions

Ambient temperature range	-25...+75 °C
Temperature range in operation	-25...+75 °C ¹⁾

¹⁾ At the T_c point

Lifespan

Nominal lamp life time	50000 h
------------------------	---------

Additional product data

Product remark	Modules perfectly matched to OSRAM OPTOTRONIC® LED drivers (see relevant table) / For current photometric data and important safety, installation and application information, see www.osram.com/led-systems . / All the technical parameters apply to the entire module. In view of the complex manufacturing process for light emitting diodes, the typical values given above for the technical LED parameters are merely statistical values that do not necessarily correspond to the actual technical parameters of an individual product; individual products may vary from the typical values
----------------	---

Capabilities

Dimmable	Yes
----------	-----


Certificates & Standards

Approval marks – approval	CE / UL listed
Standards	Acc. to EN 61347-2-13 / Acc. to EN 55015 / Acc. to EN 61547 / Acc. to EN 61000-3-2 / Acc. to EN 62384
Type of protection	IP66
Energy efficiency class	A+

LOGISTICAL DATA

Temperature range at storage	-25...+85 °C
------------------------------	--------------

Accessories Optional

Product image	Product name	EAN
	BA -MP	4052899145863





EQUIPMENT / ACCESSORIES




- BackLED mounting profile BA-MP
- Several types of OPTOTRONIC 12 V power supplies available


ADDITIONAL PRODUCT INFORMATION

- Installation of LED modules (with power supplies) needs to be made under consideration of all valid regulations and norms.
- Installation by qualified electrician only.
- Please see the relevant application guides and instructions sheets for more detailed safety and mounting information. Additional information is available on request.
- Complies with IEC/EN 61547
- Complies with IEC/EN 61000-3-2
- Complies with EN 55015, CISPR 15
- Complies with IEC/EN 61347-1
- Complies with IEC/EN 61347-2-13
- Parallel connection is mandatory for safe electrical operation. Serial connection of LED modules is strongly discouraged. Unbalanced voltage drop in serial connection can cause hazardous overload and damage the LED module.
- Electrical contact is achieved with the contact cables or the terminals of the module. Please refer to the technical data for maximum number of LED modules that can be operated on one control gear.
- In order to operate OSRAM LED modules safely, it is absolutely necessary to operate them with an electronically stabilized power supply that protects against short circuits, overload and overheating.
- In case other power supplies than OSRAM OPTOTRONIC are used, compliance to the necessary operating parameters (voltage, current, power) has to be ensured.
- Pay attention to polarity! Wrong polarity can cause destruction or malfunction of the module.
- Conducting paths on the circuit board must not be damaged or destroyed during installation.
- The LED module itself and all its components must not be stressed mechanically.
- Operation in or under water is prohibited.
- To avoid mechanical damage, the LED modules have to be attached securely to the intended mounting surface. It is recommended to avoid heavy vibration.
- In case that the LED module is equipped with a pre-mounted double-sided adhesive tape, OSRAM assumes no liability and provides no guarantee for a permanent adherence of the modules to the surface. OSRAM recommends fixation of the modules by means of suitable screws.
- Complies with IEC 61347-1 cl. 18.3, cl. 18.4, IEC 60695-2-10, IEC 60695-11-5, IEC 60695-11-10 (classification V-0)
- All the technical parameters apply to the entire module. In view of the complex manufacturing process for light emitting diodes, the specified typical values for the technical LED parameters are merely statistical values that do not necessarily correspond to the actual technical parameters of an individual product; individual products may vary from the typical values.
- Module contains no PVC material.
- To ensure uniform illumination, a reflective matt white surface is generally recommended for all internal frame walls and back panels of light boxes.
- LED modules are dimmable by means of PWM (pulse width modulation). It is recommended using the following OSRAM control gears: OPTOTRONIC OT DIM or OPTOTRONIC 24 V power supplies with integrated 1...10 V dimming interface.
- The module may cause noises during dimming. If a dimming operation is required, it is recommended to check the dimming operation for noises before final installation.

DOWNLOAD DATA

Documents and certificates	Document name
 User instruction / safety instructions	730347_User instruction BackLED® L / M /S Plus
 Addon technical information	Technical application guide BackLED® and BoxLED® portfolio (EN)
 Declarations of conformity	547364_EC-DoC BackLED L Plus G15
 Declarations of conformity	547376_Manufacturer-DoC BackLED L Plus G15

Photometric and lighting design files	Document name
 IES file (IES)	600956_BackLED L Plus 865 G15 IES
 LDT file (Eulumdat)	600965_BackLED L Plus 865 G15 Eulumdat
 Light distribution curve type polar	545564_BA-L-PL 865 G15 LDC

CAD/BIM files	Document name
 CAD data 3D PDF	607395_BackLED L Plus G15 CAD PDF

LOGISTICAL DATA

Product code	Packaging unit (Pieces/Unit)	Dimensions (length x width x height)	Gross weight	Volume
4052899442672	Folding box 1	385 mm x 179 mm x 54 mm	989.00 g	3.72 dm ³
4052899972544	Shipping box 5	398 mm x 284 mm x 198 mm	5283.00 g	22.38 dm ³

The mentioned product code describes the smallest quantity unit which can be ordered. One shipping unit can contain one or more single products. When placing an order, for the quantity please enter single or multiples of a shipping unit.

References / Links

– For more information on the multi-level guarantee and the terms and conditions of the guarantee visit www.ledvance.com/system-guarantee

DISCLAIMER

Subject to change without notice. Errors and omission excepted. Always make sure to use the most recent release.

