


75009623	DATA SHEET	
Valid from: 14.01.2019	EPIC® KIT H-A 4 BS TGVB M20	

Description

- H-A inserts, easy to service, with screw termination up to 2.5 mm² wire cross section
- The small H-A is used whenever there is minimal space
- Easy cable connection with strait cable entry in the contacts.
- Optimally matched components
- Reduced ordering effort
- No wrong orders



Components of the combination

Article number of the combination	75009623
Housing	H-A 3 Tgvb M20 (19429000)
Insert	H-A 4 BS (10432000)

General characteristics

Series	H-A 4
Version	Female
Connection type	Screw termination
Pin-arrangement	4 + PE
Contact diameter	1 mm
Termination cross section	Screw termination: 0,5 – 2,5 mm ² (2,5 mm ² with wire end sleeve, depending on crimp profile)
Degree of protection (DIN EN 60529)	IP 65 (latched)
Degree of protection (NEMA 250/UL 50E)	12, 4 (latched)
Cycles of mechanical operation	100
Temperature range	-40°C to +125°C, short term up to +125


Materials and surfaces

Housing	PA
Insert	PA
Contact, base material	Copper alloy
Contact, surface	Hard-silver

Electrical characteristics

Rated Voltage, IEC	400 V
Rated Voltage, UL	600 V
Rated Voltage, CSA	600 V
Rated Impulse Voltage	4 kV
Rated Current, IEC	23 A
Rated Current, UL	10 A
Rated Current, CSA	10 A
Contact Resistance	1,5 - 4 mOhm
Degree of Soiling	3

Creator: JOKR1/PDP Released: IVSE1/PDP	Document: DB75009623EN Version: 01	Page 1 of 3
---	---------------------------------------	-------------

75009623	DATA SHEET	
Valid from: 14.01.2019	EPIC® KIT H-A 4 BS TGVB M20	

Approvals

VDE-Approval, VDE-REG.-Nr.
UL File Number
CSA File Number

B437
E75770
053004



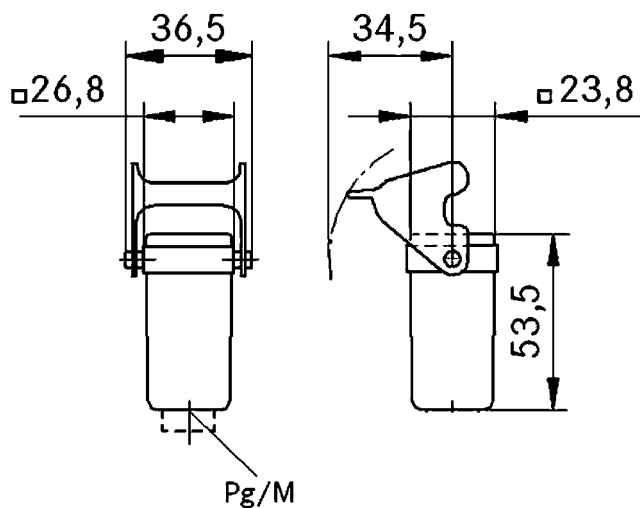
Standards

Safety Standard

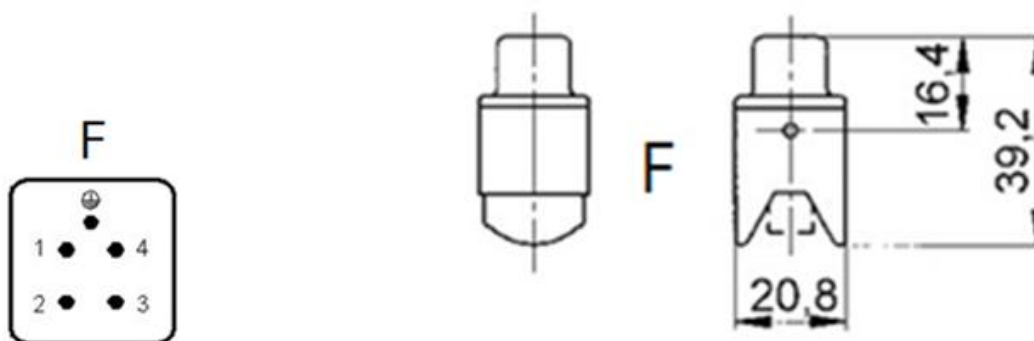
IEC 61984; UL 1977; CSA-C22.02

Technical Drawings

Housing



Insert



Creator: JOKR1/PDP Released: IVSE1/PDP	Document: DB75009623EN Version: 01	Page 2 of 3
---	---------------------------------------	-------------

75009623	DATA SHEET	
Valid from: 14.01.2019	EPIC® KIT H-A 4 BS TGVB M20	



Industrial machinery and plant engineering



Mechanical resistance



Robust



Waterproof



Assembly time



Space requirement

Info

Compact, robust metal housings size H-A 3
 Robust power supply connector
 Straight cable entry into the contacts

Application range

Machine and equipment manufacturing
 Control engineering
 Electronic laboratory

Remark

Photographs are not to scale and do not represent detailed images of the respective products.

Creator: JOKR1/PDP Released: IVSE1/PDP	Document: DB75009623EN Version: 01	Page 3 of 3
---	---------------------------------------	-------------