


Product Environmental Profile

TeSys D contactor-3P-AC3- <= 440V 65A -

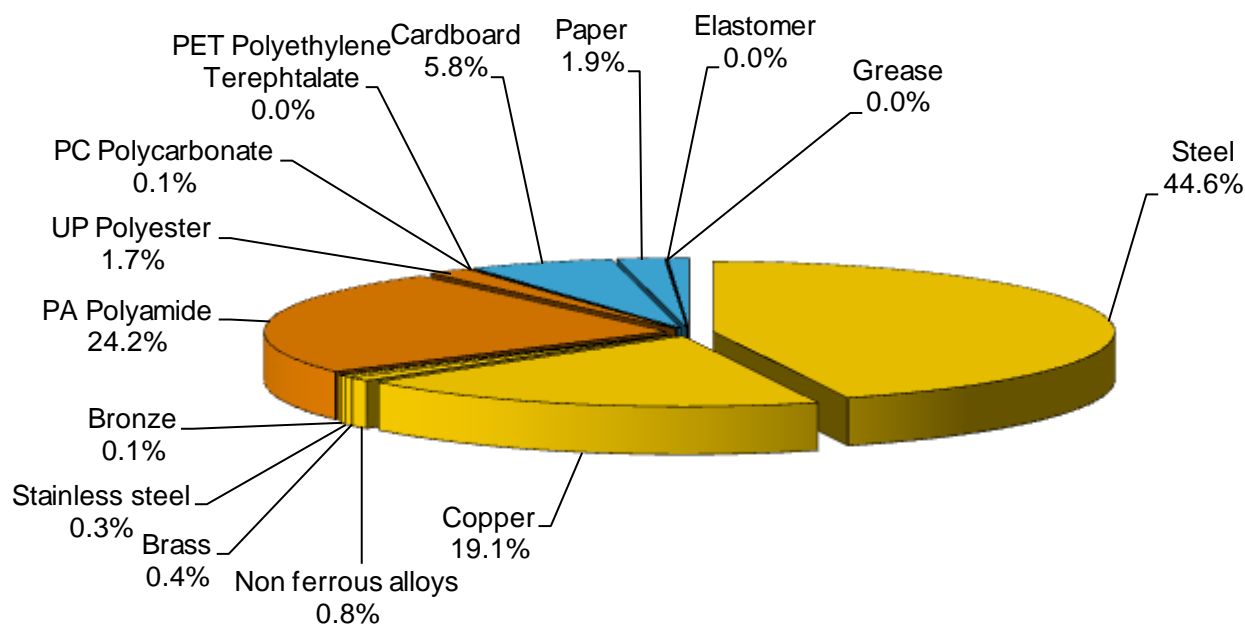


General information

Representative product	TeSys D contactor-3P-AC3- <= 440V 65A - -LC1D65AKUE
Description of the product	To make and break currents up to 650 A for motor loads and up to 65A for resistive loads at voltages up to 690 V AC for 10 years.
Functional unit	To switch on and off during 10 years electrical power supply of a downstream installation with an electrical and/or mechanical control. The functional unit is characterized by a type 1F+1O, a control circuit voltage 100V, a power circuit voltage 690V and a maximum allowed intensity by the power circuit 650A.

Constituent materials

Reference product mass 1059 g including the product, its packaging and additional elements and accessories



Substance assessment

Products of this range are designed in conformity with the requirements of the RoHS directive (European Directive 2011/65/EU of 8 June 2011) and do not contain, or only contain in the authorised proportions, lead, mercury, cadmium, hexavalent chromium or flame retardants (polybrominated biphenyls - PBB, polybrominated diphenyl ethers - PBDE) as mentioned in the Directive

As the products of the range are designed in accordance with the RoHS Directive (European Directive 2002/95/EC of 27 January 2003), they can be incorporated without any restriction in an assembly or an installation subject to this Directive.

Details of ROHS and REACH substances information are available on the Schneider-Electric Green Premium website

<http://www2.schneider-electric.com/sites/corporate/en/products-services/green-premium/green-premium.page>

Additional environmental information

The TeSys D contactor-3P-AC3- <= 440V 65A - presents the following relevant environmental aspects

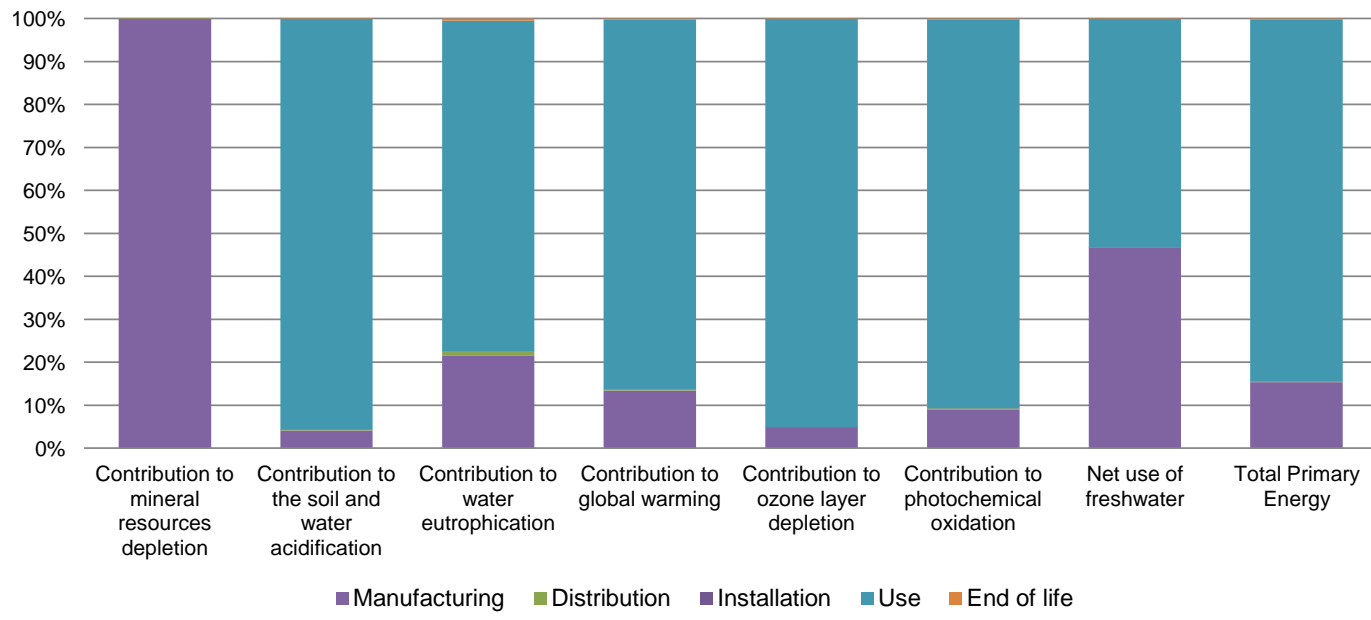
Design

Manufacturing	Manufactured at a Schneider Electric production site ISO14001 certified
Distribution	Weight and volume of the packaging optimized, based on the European Union's packaging directive Packaging weight is 82.2 g, consisting of cardboard (62.1g) and paper (20.1g) Product distribution optimised by setting up local distribution centres
Installation	Ref LC1D65AKUE does not require any installation operations
Use	The product does not require special maintenance operations.
End of life	End of life optimized to decrease the amount of waste and allow recovery of the product components and materials This product contains PCBA (5.475g) that should be separated from the stream of waste so as to optimize end-of-life treatment. The location of these components and other recommendations are given in the End of Life Instruction document which is available on the Schneider-Electric Green Premium website http://www2.schneider-electric.com/sites/corporate/en/products-services/green-premium/green-premium.page Recyclability potential: 65% Based on "ECO'DEEE recyclability and recoverability calculation method" (version V1, 20 Sep. 2008 presented to the French Agency for Environment and Energy Management: ADEME).

Environmental impacts

Reference life time	10 years			
Product category	Passive products - non-continuous operation			
Installation elements	No special components needed			
Use scenario	Product dissipation is 2.961 W full load, loading rate is 30% and service uptime percentage is 30%			
Geographical representativeness	Europe			
Technological representativeness	To make and break currents up to 650 A for motor loads and up to 65A for resistive loads at voltages up to 690 V AC for 10 years.			
Energy model used	Manufacturing	Installation	Use	End of life
	Energy model used: France	Electricity Mix; AC; consumption mix, at consumer; < 1kV; EU-27	Electricity Mix; AC; consumption mix, at consumer; < 1kV; EU-27	Electricity Mix; AC; consumption mix, at consumer; < 1kV; EU-27

Compulsory indicators		TeSys D contactor-3P-AC3- <= 440V 65A - - LC1D65AKUE					
Impact indicators	Unit	Total	Manufacturing	Distribution	Installation	Use	End of Life
Contribution to mineral resources depletion	kg Sb eq	2.05E-03	2.05E-03	0*	0*	2.09E-06	0*
Contribution to the soil and water acidification	kg SO ₂ eq	3.63E-01	1.49E-02	6.24E-04	0*	3.47E-01	2.94E-04
Contribution to water eutrophication	kg PO ₄ ³⁻ eq	1.69E-02	3.66E-03	1.44E-04	5.54E-06	1.30E-02	7.91E-05
Contribution to global warming	kg CO ₂ eq	5.34E+01	7.15E+00	1.37E-01	7.64E-03	4.59E+01	1.42E-01
Contribution to ozone layer depletion	kg CFC11 eq	1.17E-05	5.74E-07	0*	0*	1.12E-05	6.64E-09
Contribution to photochemical oxidation	kg C ₂ H ₄ eq	1.81E-02	1.64E-03	4.45E-05	2.55E-06	1.64E-02	3.09E-05
Resources use	Unit	Total	Manufacturing	Distribution	Installation	Use	End of Life
Net use of freshwater	m3	2.25E-01	1.05E-01	0*	0*	1.20E-01	1.30E-04
Total Primary Energy	MJ	1.10E+03	1.69E+02	1.93E+00	1.32E-01	9.31E+02	1.60E+00



Optional indicators		TeSys D contactor-3P-AC3- <= 440V 65A - - LC1D65AKUE					
Impact indicators	Unit	Total	Manufacturing	Distribution	Installation	Use	End of Life
Contribution to fossil resources depletion	MJ	5.69E+02	9.28E+01	1.92E+00	1.08E-01	4.73E+02	1.31E+00
Contribution to air pollution	m³	3.85E+03	1.87E+03	5.81E+00	8.39E-01	1.97E+03	1.03E+01
Contribution to water pollution	m³	2.30E+03	3.40E+02	2.25E+01	8.96E-01	1.93E+03	1.22E+01
Resources use	Unit	Total	Manufacturing	Distribution	Installation	Use	End of Life
Use of secondary material	kg	1.81E-01	1.81E-01	0*	0*	0*	0*
Total use of renewable primary energy resources	MJ	6.98E+01	3.21E+00	0*	0*	6.66E+01	0*
Total use of non-renewable primary energy resources	MJ	1.03E+03	1.66E+02	1.93E+00	1.32E-01	8.64E+02	1.60E+00
Use of renewable primary energy excluding renewable primary energy used as raw material	MJ	6.82E+01	1.59E+00	0*	0*	6.66E+01	0*
Use of renewable primary energy resources used as raw material	MJ	1.63E+00	1.63E+00	0*	0*	0*	0*
Use of non renewable primary energy excluding non renewable primary energy used as raw material	MJ	1.03E+03	1.59E+02	1.93E+00	1.32E-01	8.64E+02	1.60E+00
Use of non renewable primary energy resources used as raw material	MJ	7.63E+00	7.63E+00	0*	0*	0*	0*
Use of non renewable secondary fuels	MJ	0.00E+00	0*	0*	0*	0*	0*
Use of renewable secondary fuels	MJ	0.00E+00	0*	0*	0*	0*	0*
Waste categories	Unit	Total	Manufacturing	Distribution	Installation	Use	End of Life
Hazardous waste disposed	kg	3.92E+01	3.78E+01	0*	8.30E-02	0*	1.33E+00
Non hazardous waste disposed	kg	1.73E+02	9.24E-01	0*	0*	1.72E+02	0*
Radioactive waste disposed	kg	1.41E-01	4.76E-04	0*	0*	1.40E-01	0*
Other environmental information	Unit	Total	Manufacturing	Distribution	Installation	Use	End of Life
Materials for recycling	kg	8.28E-01	1.05E-01	0*	8.18E-02	0*	6.41E-01
Components for reuse	kg	0.00E+00	0*	0*	0*	0*	0*
Materials for energy recovery	kg	1.82E-02	2.02E-03	0*	0*	0*	1.62E-02
Exported Energy	MJ	0.00E+00	0*	0*	0*	0*	0*

* represents less than 0.01% of the total life cycle of the reference flow

Life cycle assessment performed with EIME version EIME v5.5, database version 2015-04.

The use phase is the life cycle phase which has the greatest impact on the majority of environmental indicators (based on compulsory indicators).

Please note that the values given above are only valid within the context specified and cannot be used directly to draw up the environmental assessment of an installation.

Registration N°	ENVPEP1607010_V02.01-EN	Drafting rules	PCR-ed3-EN-2015 04 02
Date of issue	09/2016	Supplemented by	PSR-0005-ed2-EN-2016 03 29
Validity period	5 years	Information and reference	www.pep-ecopassport.org
Independent verification of the declaration and data, in compliance with ISO 14025 : 2010			
Internal	X	External	
The elements of the present PEP cannot be compared with elements from another program.			
Document in compliance with ISO 14025 : 2010 « Environmental labels and declarations. Type III environmental declarations »			

Schneider Electric Industries SAS

Country Customer Care Center:

<http://www2.schneider-electric.com/sites/corporate/en/support/operations/local-operations/local-operations.page>

35, rue Joseph Monier

CS 30323

F- 92506 Rueil Malmaison Cedex

RCS Nanterre 954 503 439

Capital social 896 313 776 €

www.schneider-electric.com

Published by Schneider Electric

ENVPEP1607010_V02.01-EN

© 2016 - Schneider Electric – All rights reserved

09/2016