



PRODUCT DATASHEET

Linear Edge Sensor 30cm CCT DIM Black

LINEAR EDGE SENSOR | High voltage undercabinet luminaires with IR sensor

Areas of application

- Kitchens, Living areas, Shelf and undercabinet lighting



Product benefits

- Easy and quick series connection thanks to simple plug system
- Connection of up to 10 luminaires (30cm version) and 5 luminaires (50cm version) in a row either via enclosed connector for seamless connection or by connector cable for greater distances
- Highly versatile due to selectable CCT
- Homogenous light distribution

Product features

- Direct connection to AC power supply thanks to integrated control gear
- Color temperature adjustable in three steps
- Switch on and off by movements with 5 cm distance in front of the infrared motion sensor
- Stepless dimming by covering the infrared motion sensor in max. 6 cm distance for at least one second
- 2 different lengths available
- Lifetime up to 30,000 h
- Material: Aluminium (Housing), Polycarbonate (Diffusor)



TECHNICAL DATA

Electrical data


Nominal wattage	8.00 W
Nominal voltage	220...240 V
Mains frequency	50...60 Hz
Nominal current	60.000 mA
Inrush current	22.4 A
Inrush current time T_{h50}	27 μ s
Max. number of luminaires per miniature circuit breaker B16	33
Max. number of luminaires per miniature circuit breaker C10	26
Max. number of luminaires per miniature circuit breaker C16	42
Power factor λ	≥ 0.5
Total harmonic distortion	130 %
Protection class	II
Operating mode	Mains voltage

Photometrical data

Luminous flux	640 lm
Total luminous flux of contained light sources	650 lm
Luminous efficacy	80 lm/W
Color temperature	3000...4000...6500 K
Light color (designation)	Warm White / Cool White / Daylight
Color rendering index Ra	> 80
Standard deviation of color matching	< 6 sdc _m
Flickering metric (Pst LM)	<1
Stroboscope effect metric (SVM)	<0.4
Photobiological safety group acc. to EN62778	RG1
Beam angle	110 °

Dimensions & Weight

Length	500.00 mm
Width	49.00 mm
Height	18.00 mm
Product weight	345.00 g
Cable length	1500 mm



LINEAR EDGE SEN 50CM RGBW
DIM RC BK line drawing

Materials & Colors

Product color	Black
Housing color	Black
Body material	Aluminum
Cover material	Polycarbonate (PC)
Glow Wire Test according to IEC 60695-2-12	650 °C
Mercury content	0.0 mg

Application & Mounting

Ambient temperature range	-20...+40 °C
Temperature range at storage	-20...+80 °C
Type of connection	Plug type C (EU)
Type of protection	IP20
Dimmable	Yes
Type of dimming	PIR STEP
Mounting type	Surface
Mounting location	Wall / Cabinet undersides
Application environment	Indoor
Adjustable	No
With light source	Yes

Lifespan

Lifespan L70/B50 at 25 °C	30000 h ¹⁾
Number of switching cycles	15000

¹⁾ t[h]: L70 / B50 @ 25 °C (Ta), t[h]: L80 / B10 @ 25 °C (Ta), t[h]: L90 / B10 @ 25 °C (Ta)

Sensor

Type of sensor	Infrared sensor
Sensor technology	Passive infrared (PIR)
Detection range of motion sensor	60 mm

Certificates & Standards

Standards	CE
Luminaire with limited surface temperature, "D sign"	No
Replaceable light source (EPREL)	Not replaceable




EQUIPMENT / ACCESSORIES

- Complete mounting and connecting accessories included

Safety advice

- To reduce the risk of strangulation the flexible wiring connected to this luminaire shall be effectively fixed to the wall if the wiring is within arm's reach.
- Battery Warning: Keep out of reach for children. Swallowing can lead to chemical burns, perforation of soft tissue, and death. Severe burns can occur within 2 hours of ingestion. Seek medical attention immediately.
- If the battery compartment (if applicable) does not close securely, stop using the product and keep it away from children. If you think batteries might have been swallowed or placed inside any part of the body, seek immediate medical attention.
- Please avoid: Maximal ambient temperature: +35 °C. Replacement of a battery with an incorrect type that can defeat safeguard (for example, in the case of some lithium battery types). Altitude during operation: 2000 m. Disposal of a battery into fire or a hot oven, or mechanically crushing or cutting of a battery, that can result in an explosion.

DOWNLOAD DATA

	Documents and certificates	Document name
	User instruction / safety instructions	Linear Edge
	Legal information	TRACKLIGHT SPOT ZOOM D85
	Declarations of conformity	LINEAR TURN AND EDGE

LOGISTICAL DATA

Product code	Packaging unit (Pieces/Unit)	Dimensions (length x width x height)	Gross weight	Volume
4058075842564	Folding box 1	32 mm x 71 mm x 545 mm	440.00 g	1.24 dm ³
4058075842571	Shipping box 8	560 mm x 160 mm x 195 mm	3932.00 g	17.47 dm ³

The mentioned product code describes the smallest quantity unit which can be ordered. One shipping unit can contain one or more single products. When placing an order, for the quantity please enter single or multiples of a shipping unit.

DISCLAIMER

Subject to change without notice. Errors and omission excepted. Always make sure to use the most recent release.