

PRODUCT DATASHEET

LED Classic B 40 4.2W 827 Frosted E14

BELLALUX® CLB | LED lamps, classic mini-candle shape



Areas of application

- General illumination
- Domestic applications
- Chandeliers
- Outdoor use in outdoor luminaires only (minimum IP65)

Product benefits

- Lower energy consumption than incandescent or halogen lamps
- Shockproof and vibration-proof thanks to LED technology
- No UV radiation in the light beam
- Instant 100 % light, no warm-up time
- Simple direct replacement for conventional incandescent lamps

Product features

- LED lamps for line voltage
- Not suitable for use with dimmers
- Mercury-free lamps



TECHNICAL DATA

Electrical data

Nominal wattage	4 W
Construction wattage	4.00 W
Nominal voltage	220...240 V
Operating mode	AC Mains
Claimed equiv. conventional lamp power	40 W
Nominal current	32 mA
Type of current	AC
Inrush current	1.18 A
Operating frequency	50/60 Hz
Mains frequency	50/60 Hz
Max. lamp number on MCB B10 A	63
Max. lamp number on MCB B16 A	93
Total harmonic distortion	144 %
Power factor λ	≥ 0.40

Photometrical data

Luminous flux	470 lm
Nominal useful luminous flux 90°	470 lm
Luminous efficacy	117 lm/W
Lumen main.fact.at end of nom.life time	0.93
Light color (designation)	Warm White
Color temperature	2700 K
Color rendering index Ra	80
Light color	827
Standard deviation of color matching	≤ 6 sdcn
Rated LLMF at 6,000 h	0.80
Flickering metric (Pst LM)	1.0
Stroboscope effect metric (SVM)	≤ 0.4



EPREL data spectral diagram PROF
LEDr 2700K

Light technical data

Beam angle	300 °
Warm-up time (60 %)	< 0.50 s
Starting time	< 0.5 s

Dimensions & Weight

Overall length	100.00 mm
Diameter	35.00 mm
Maximum diameter	35 mm
Product weight	16.00 g

Temperatures & operating conditions

Ambient temperature range	-20...+40 °C
Maximum temperature at tc test point	70 °C

Lifespan

Lifespan L70/B50 at 25 °C	10000 h
Number of switching cycles	100000
Lumen maintenance at end of service lifetime	0.93
Rated lamp survival factor at 6,000 h	≥ 0.90

Additional product data

Base (standard designation)	E14
Mercury content	0.0 mg
Mercury-free	Yes
Design / version	Frosted

Product remark	All technical parameters apply to the entire lamp / Due to the complex production process for light-emitting diodes, the typical values shown for the technical LED parameters are purely statistical values that do not necessarily match the actual technical parameters of each individual product, which can vary from the typical value
----------------	--

Capabilities

Dimmable	No
----------	----

Certificates & Standards

Energy efficiency class	E 1)
Energy consumption	4.00 kWh/1000h
Type of protection	IP20
Standards	CE / EAC / UKCA
Photobiological safety group acc. to EN62778	RG0

1) Energy efficiency class (EEC) on a scale of A (highest efficiency) to G (lowest efficiency)

Country-specific categorizations

ILCOS	DRBB/F-4/827-220-240-E14-35
Order reference	LEDCLB40 4W/827

LOGISTICAL DATA

Temperature range at storage	-20...+80 °C
------------------------------	--------------

Energy labelling regulation data acc EU 2019/2015





Lighting technology used	LED
Non-directional or directional	NDLS
Mains or non-mains	MLS
Light source cap-type (or other electric interface)	E14
Connected light source (CLS)	No
Color-tuneable light source	No
Envelope	No
High luminance light source	No
Anti-glare shield	No
Correlated colour temperature type	SINGLE_VALUE
Standby power	0 W
Claim of equivalent power	Yes
Length	100.00 mm

Height	35.00 mm
Width	35.00 mm
Chromaticity coordinate x	0.4578
Chromaticity coordinate y	0.4101
R9 Colour rendering index	15
Beam angle correspondence	SPHERE_360
Survival factor	0.90
Displacement factor	0.5
EPREL ID	1403382,523071,2182570
Model number	AC32458

Safety advice

- Do not touch the lamp if broken.
- Must not be used if outer bulb is defective.

DOWNLOAD DATA

Documents and certificates		Document name
	Declarations of conformity	LED lamps CLA,B,G,P
	Declarations of conformity	LED lamps
	Declarations of conformity UKCA	LED lamps
Photometric and lighting design files		Document name
	Spectral power distribution	EPREL data spectral diagram PROF LEDr 2700K

LOGISTICAL DATA

Product code	Packaging unit (Pieces/Unit)	Dimensions (length x width x height)	Gross weight	Volume
4058075115491	Folding box 1	36 mm x 49 mm x 145 mm	28.00 g	0.26 dm ³
4058075603875	Shipping box 6	129 mm x 111 mm x 120 mm	197.00 g	1.72 dm ³
4058075115507	Shipping box 10	201 mm x 111 mm x 120 mm	353.00 g	2.68 dm ³

The mentioned product code describes the smallest quantity unit which can be ordered. One shipping unit can contain one or more single products. When placing an order, for the quantity please enter single or multiples of a shipping unit.

DISCLAIMER

Subject to change without notice. Errors and omission excepted. Always make sure to use the most recent release.