

## PRODUCT DATASHEET

### LED Star Classic A 60 Filament Daylight Sensor 8.8W 827 Frosted E27

LED DAYLIGHT SENSOR CLASSIC A | Special LED lamps with daylight sensor, classic bulb shape



#### Areas of application

- Outdoor use in suitable outdoor luminaires only
- Wherever constant lighting is necessary at night

#### Product benefits

- Short payback period thanks to low energy consumption and maintenance costs
- Energy-saving lighting solutions thanks to automatic switch off at daylight (> 20 lux)
- Safety through automatic switch-on at darkness (< 20 lux)
- Lower energy consumption than incandescent or halogen lamps
- Easy replacement of classic lamps thanks to compact design
- Instant 100 % light, no warm-up time

#### Product features

- LED alternative to conventional lamps
- High color consistency:  $\leq 6$  SDCM
- Mercury-free lamps
- The integrated light sensor detects daylight level every 10 minutes and turns on/off automatically



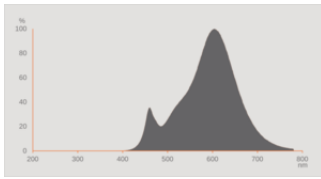
## TECHNICAL DATA

### Electrical data

Nominal wattage	8.8 W
Construction wattage	8.80 W
Nominal voltage	220...240 V
Operating mode	AC Mains
Claimed equiv. conventional lamp power	60 W
Nominal current	55 mA
Type of current	AC
Inrush current	0.11 A
Operating frequency	50...60 Hz
Mains frequency	50...60 Hz
Max. lamp number on MCB B10 A	145
Max. lamp number on MCB B16 A	232
Total harmonic distortion	92.1 %
Power factor $\lambda$	> 0.50

### Photometrical data

Luminous flux	806 lm
Nominal useful luminous flux 90°	806 lm
Luminous efficacy	91 lm/W
Lumen main.fact.at end of nom.life time	0.96
Light color (designation)	Warm White
Color temperature	2700 K
Color rendering index Ra	80
Light color	827
Standard deviation of color matching	≤6 sdcn
Rated LLMF at 6,000 h	0.80
Flickering metric (Pst LM)	1.0
Stroboscope effect metric (SVM)	0.4



LISO spectral power distribution  
2700K CRI80 v1

### Light technical data

Beam angle	200 °
Warm-up time (60 %)	0.50 s
Starting time	< 0.5 s

### Dimensions & Weight

Overall length	108.00 mm
Diameter	60.00 mm
Maximum diameter	60 mm
Product weight	23.00 g

### Temperatures & operating conditions

Ambient temperature range	-20...+40 °C
Maximum temperature at tc test point	80.3 °C

### Lifespan

Lifespan L70/B50 at 25 °C	25000 h
Number of switching cycles	100000
Lumen maintenance at end of service lifetime	0.96
Rated lamp survival factor at 6,000 h	≥ 0.90

### Additional product data

Base (standard designation)	E27
Mercury content	0.0 mg

Mercury-free	Yes
Design / version	Frosted
Product remark	All technical parameters apply to the entire lamp / Due to the complex production process for light-emitting diodes, the typical values shown for the technical LED parameters are purely statistical values that do not necessarily match the actual technical parameters of each individual product, which can vary from the typical value

### Capabilities

Dimmable	No
----------	----

### Certificates & Standards

Energy efficiency class	F <sup>1)</sup>
Energy consumption	9.00 kWh/1000h
Type of protection	IP20
Standards	CE
Photobiological safety group acc. to EN62778	RG0

<sup>1)</sup> Energy efficiency class (EEC) on a scale of A (highest efficiency) to G (lowest efficiency)

### Country-specific categorizations

ILCOS	DRAA/F-8,5/827-220-240-E27-60
Order reference	LEDSCLA60DS 8,8

### LOGISTICAL DATA

Temperature range at storage	-20...+80 °C
------------------------------	--------------

### Energy labelling regulation data acc EU 2019/2015


Lighting technology used	LED
Non-directional or directional	NDLS
Mains or non-mains	MLS
Light source cap-type (or other electric interface)	E27
Connected light source (CLS)	No
Color-tuneable light source	No
Envelope	No
High luminance light source	No
Anti-glare shield	No
Correlated colour temperature type	SINGLE_VALUE
Standby power	0.50 W


Networked standby power for CLS	0,50 W
Claim of equivalent power	Yes
Length	108.00 mm
Height	60.00 mm
Width	60.00 mm
Chromaticity coordinate x	0.458
Chromaticity coordinate y	0.410
R9 Colour rendering index	0.00
Beam angle correspondence	SPHERE_360
Survival factor	0.90
Displacement factor	0.50
LED light source replaces a fluorescent light source	No
EPREL ID	1402990,523273,1338683
Model number	AC31114,AC45040,AC17519,AC45040

### Safety advice

- Do not touch the lamp if broken.
- Must not be used if outer bulb is defective.

### DOWNLOAD DATA

Documents and certificates		Document name
	Declarations of conformity	Classic lamps add value

Photometric and lighting design files		Document name
	Spectral power distribution	LISO spectral power distribution 2700K CRI80 v1

### LOGISTICAL DATA

Product code	Packaging unit (Pieces/Unit)	Dimensions (length x width x height)	Gross weight	Volume
4058075428324	Folding box 1	62 mm x 62 mm x 162 mm	40.00 g	0.62 dm <sup>3</sup>
4058075428331	Shipping box 4	143 mm x 137 mm x 139 mm	260.00 g	2.72 dm <sup>3</sup>
4058075451728	Shipping box 32	304 mm x 292 mm x 307 mm	2492.00 g	27.25 dm <sup>3</sup>

The mentioned product code describes the smallest quantity unit which can be ordered. One shipping unit can contain one or more single products. When placing an order, for the quantity please enter single or multiples of a shipping unit.

---

## DISCLAIMER

Subject to change without notice. Errors and omission excepted. Always make sure to use the most recent release.