



PRODUCT DATASHEET

Sun@Home Workspace Ceiling

Sun@Home Workspace Ceiling | Office Ceiling Light with Human Centric Lighting Technology

Areas of application

- Indoor applications
- Kitchens, living rooms, children's rooms or home offices



Product benefits

- Enable increased concentration and efficiency
- Improve overall activity level and daytime alertness
- Improve sleeping rhythm and –intensity
- Improve optic convenience
- Enables an improved level of clean-air-safety by killing residential germs and bad odors
- Homogenous light distribution
- Easy and quick installation
- High quality metal housing

Product features

- Adjustable color temperature via Tunable White: 2,200...5,000 K
- Controllable via LEDVANCE SMART+ App (with minimum Android 8.0 or iOS 14.0)
- Controllable via voice control available: Google Assistant or Amazon Alexa
- Dimmable
- Innovative Fullspectrum SunLike LEDs with CRI95



- SunLike LEDs with reduced Blue Light in LED Spectrum
- Innovative luminaire coating-technology fighting household germs and odors
- Automated biorhythm feature

TECHNICAL DATA

Electrical data


Nominal wattage	35.00 W
Nominal voltage	220...240 V
Mains frequency	50...60 Hz
Nominal current	160.000 mA
Inrush current	22 A
Max. number of luminaires per miniature circuit breaker B16	100
Max. number of luminaires per miniature circuit breaker C16	100
Power factor λ	> 0.90
Total harmonic distortion	< 20 %
Protection class	I
Operating mode	Mains voltage

Photometrical data

Luminous flux	2800 lm
Total luminous flux of contained light sources	3200 lm
Luminous efficacy	80 lm/W
Color temperature	2200...5000 K
Reference control setting of contained light source (Kelvin)	2700 K
Light color (designation)	Tunable White
Color rendering index Ra	> 95
Standard deviation of color matching	< 6 sdc _m
Luminous intensity	1800 cd
Flickering metric (Pst LM)	<1
Stroboscope effect metric (SVM)	<0,4
Photobiological safety group acc. to EN62778	RG1
Beam angle	75 °

Dimensions & Weight

Length	1206.00 mm
Width	75.40 mm
Height	62.80 mm
Product weight	1909.00 g



SUNATHOME WORKSPACE
CEILING TW WT

Materials & Colors

Product color	White
Housing color	White
Body material	Aluminum
Cover material	Polycarbonate (PC)
Glow Wire Test according to IEC 60695-2-12	650 °C
Mercury content	0.0 mg

Application & Mounting

Ambient temperature range	-20...+40 °C
Type of connection	Terminal, 3-Pole (L, N, PE)
Type of protection	IP20
Protection class IK (shock resistance)	IK03
Dimmable	Yes
Mounting type	Surface
Mounting location	Ceiling
Application environment	Indoor
With light source	Yes

Lifespan

Lifespan L70/B50 at 25 °C	36000 h
Number of switching cycles	50000

Certificates & Standards

Standards	CE / UKCA
Luminaire with limited surface temperature, "D sign"	No
Replaceable light source (EPREL)	Not replaceable

Additional product data

Product remark	Reset settings to default by switching the product on for three seconds and off for three seconds and repeating this five times.
----------------	--

Number of illuminants	empty
-----------------------	-------






EQUIPMENT / ACCESSORIES

- Control via app or voice control requires compatible Smart home system
- For control via LEDVANCE SMART+ App, a smartphone or tablet is required (with minimum Android 8.0 or iOS 14.0)
- Complete mounting and connecting accessories included

Safety advice

- All electrical connections must be made by a qualified person.
- Caution, risk of electric shock.
- Product in protection class I. All electrically conductive, metallic housing parts that can absorb voltage during operation or during maintenance in the event of a fault must be continuously connected to the protective earthing conductor.
- Check wall-ceiling for suitability. If uncertain, seek professional advice.

DOWNLOAD DATA

	Documents and certificates	Document name
	User instruction / safety instructions	SUNATHOME WORKSPACE CEILING TW WT
	User instruction / safety instructions	SUNATHOME WORKSPACE CEILING TW WT
	Legal information	Legal insert SUNATHOME WORKSPACE
	Declarations of conformity	SUNATHOME WORKSPACE
	Declarations of conformity UKCA	SUNATHOME WORKSPACE

LOGISTICAL DATA

Product code	Packaging unit (Pieces/Unit)	Dimensions (length x width x height)	Gross weight	Volume
4099854109607	Folding box 1	114 mm x 1,268 mm x 129 mm	2581.00 g	18.65 dm ³
4099854109614	Shipping box 4	1,287 mm x 247 mm x 289 mm	11356.00 g	91.87 dm ³

The mentioned product code describes the smallest quantity unit which can be ordered. One shipping unit can contain one or more single products. When placing an order, for the quantity please enter single or multiples of a shipping unit.

References / Links

- Further information and frequently asked questions (FAQs) at www.ledvance.com/consumer/smart/faq
-

DISCLAIMER

Subject to change without notice. Errors and omission excepted. Always make sure to use the most recent release.