

# PRODUCT DATASHEET

## LED Classic B 40 Filament DIM P 4.8W 827 Frosted E14

LED CLASSIC B DIM P | Dimmable LED lamps, classic candle shape



### Areas of application

- Perfect for decorative installations
- Domestic applications
- General illumination
- Outdoor use in suitable outdoor luminaires only

### Product benefits

- Design, dimensions, luminous flux comparable to an incandescent lamp
- Lower energy consumption than incandescent or halogen lamps
- Robust against vibrations
- Instant 100 % light, no warm-up time
- Can be easily fitted instead of ordinary light bulbs

### Product features

- Professional LED lamps for line voltage
- Dimmable
- Lifetime up to 15,000 h
- Beam angle: up to 300°
- Lamp made of glass
- Good quality of light; color rendering index  $R_a \geq 80$ ; constant chromaticity



## TECHNICAL DATA

### Electrical data

|                                        |             |
|----------------------------------------|-------------|
| Nominal wattage                        | 4.8 W       |
| Construction wattage                   | 4.80 W      |
| Nominal voltage                        | 220...240 V |
| Operating mode                         | AC Mains    |
| Claimed equiv. conventional lamp power | 40 W        |
| Nominal current                        | 26 mA       |
| Type of current                        | AC          |
| Inrush current                         | 1.4 A       |
| Operating frequency                    | 50/60 Hz    |
| Mains frequency                        | 50/60 Hz    |
| Max. lamp number on MCB B10 A          | 100         |
| Max. lamp number on MCB B16 A          | 150         |
| Power factor $\lambda$                 | > 0.70      |

### Photometrical data

|                                         |                     |
|-----------------------------------------|---------------------|
| Luminous flux                           | 470 lm              |
| Nominal useful luminous flux 90°        | 470 lm              |
| Luminous efficacy                       | 97 lm/W             |
| Lumen main.fact.at end of nom.life time | 0.70                |
| Light color (designation)               | Warm White          |
| Color temperature                       | 2700 K              |
| Color rendering index Ra                | 80                  |
| Light color                             | 827                 |
| Standard deviation of color matching    | ≤6 sdc <sub>m</sub> |
| Rated LLMF at 6,000 h                   | 0.80                |
| Flickering metric (Pst LM)              | ≤1                  |
| Stroboscope effect metric (SVM)         | ≤0.4                |

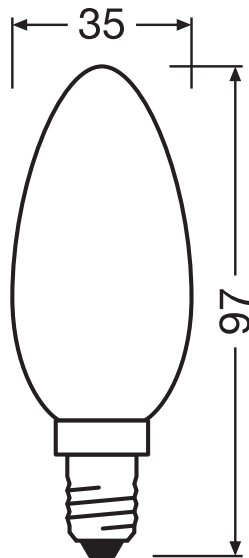


EPREL data spectral diagram PROF  
LEDr 2700K

Light technical data

|                     |          |
|---------------------|----------|
| Beam angle          | 300 °    |
| Warm-up time (60 %) | < 0.50 s |
| Starting time       | < 0.5 s  |

Dimensions & Weight



|                  |          |
|------------------|----------|
| Overall length   | 97.00 mm |
| Diameter         | 35.00 mm |
| Maximum diameter | 35 mm    |
| Product weight   | 13.00 g  |

Temperatures & operating conditions

|                                      |              |
|--------------------------------------|--------------|
| Ambient temperature range            | -20...+40 °C |
| Maximum temperature at tc test point | 65 °C        |

### Lifespan

|                                              |         |
|----------------------------------------------|---------|
| Lifespan L70/B50 at 25 °C                    | 15000 h |
| Number of switching cycles                   | 100000  |
| Lumen maintenance at end of service lifetime | 0.70    |
| Rated lamp survival factor at 6,000 h        | ≥ 0.90  |

### Additional product data

|                             |                                                                                                                                                                                                                                                                                                                                              |
|-----------------------------|----------------------------------------------------------------------------------------------------------------------------------------------------------------------------------------------------------------------------------------------------------------------------------------------------------------------------------------------|
| Base (standard designation) | E14                                                                                                                                                                                                                                                                                                                                          |
| Mercury content             | 0.0 mg                                                                                                                                                                                                                                                                                                                                       |
| Mercury-free                | Yes                                                                                                                                                                                                                                                                                                                                          |
| Design / version            | Clear                                                                                                                                                                                                                                                                                                                                        |
| Product remark              | All technical parameters apply to the entire lamp / Due to the complex production process for light-emitting diodes, the typical values shown for the technical LED parameters are purely statistical values that do not necessarily match the actual technical parameters of each individual product, which can vary from the typical value |

### Capabilities

|          |                   |
|----------|-------------------|
| Dimmable | Yes <sup>1)</sup> |
|----------|-------------------|

<sup>1)</sup> Check dimmer compatibility at [ledvance.com/compatibility](http://ledvance.com/compatibility)

### Certificates & Standards

|                                              |                 |
|----------------------------------------------|-----------------|
| Energy efficiency class                      | F <sup>1)</sup> |
| Energy consumption                           | 5.00 kWh/1000h  |
| Type of protection                           | IP20            |
| Standards                                    | CE / EAC        |
| Photobiological safety group acc. to EN62778 | RG0             |

<sup>1)</sup> Energy efficiency class (EEC) on a scale of A (highest efficiency) to G (lowest efficiency)

### Country-specific categorizations

|                 |                 |
|-----------------|-----------------|
| Order reference | LED CLB40DIM 4. |
|-----------------|-----------------|

### LOGISTICAL DATA

|                              |              |
|------------------------------|--------------|
| Temperature range at storage | -20...+80 °C |
|------------------------------|--------------|


### Energy labelling regulation data acc EU 2019/2015


|                                                      |              |
|------------------------------------------------------|--------------|
| Lighting technology used                             | LED          |
| Non-directional or directional                       | NDLS         |
| Mains or non-mains                                   | MLS          |
| Light source cap-type (or other electric interface)  | E14          |
| Connected light source (CLS)                         | No           |
| Color-tuneable light source                          | No           |
| Envelope                                             | No           |
| High luminance light source                          | No           |
| Anti-glare shield                                    | No           |
| Correlated colour temperature type                   | SINGLE_VALUE |
| Standby power                                        | 0 W          |
| Claim of equivalent power                            | Yes          |
| Length                                               | 97.00 mm     |
| Height                                               | 35.00 mm     |
| Width                                                | 35.00 mm     |
| Chromaticity coordinate x                            | 0.436        |
| Chromaticity coordinate y                            | 0,420        |
| R9 Colour rendering index                            | 0.00         |
| Beam angle correspondence                            | SPHERE_360   |
| Survival factor                                      | 0.90         |
| Displacement factor                                  | ≥0.7         |
| LED light source replaces a fluorescent light source | No           |
| EPREL ID                                             | 523164       |
| Model number                                         | AC32338      |

### Safety advice

- Do not touch the lamp if broken.
- Must not be used if outer bulb is defective.

### DOWNLOAD DATA

| Documents and certificates                                                                                    | Document name                   |
|---------------------------------------------------------------------------------------------------------------|---------------------------------|
|  Declarations of conformity | LED CLA CLB CLP T26 CL GLOBE125 |

| Photometric and lighting design files                                                                         | Document name                               |
|---------------------------------------------------------------------------------------------------------------|---------------------------------------------|
|  Spectral power distribution | EPREL data spectral diagram PROF LEDr 2700K |

## LOGISTICAL DATA

| Product code  | Packaging unit (Pieces/Unit) | Dimensions (length x width x height) | Gross weight | Volume               |
|---------------|------------------------------|--------------------------------------|--------------|----------------------|
| 4099854067556 | Folding box<br>1             | 39 mm x 39 mm x 109 mm               | 27.00 g      | 0.17 dm <sup>3</sup> |
| 4099854067563 | Shipping box<br>10           | 205 mm x 87 mm x 123 mm              | 319.00 g     | 2.19 dm <sup>3</sup> |

The mentioned product code describes the smallest quantity unit which can be ordered. One shipping unit can contain one or more single products. When placing an order, for the quantity please enter single or multiples of a shipping unit.

## References / Links

- For dimming conformity see [www.ledvance.com/dim](http://www.ledvance.com/dim)
- For Guarantee see [www.ledvance.com/guarantee](http://www.ledvance.com/guarantee)

## DISCLAIMER

Subject to change without notice. Errors and omission excepted. Always make sure to use the most recent release.