

# PRODUCT DATASHEET

## ENDURA Classic Cascade 50cm Post E27 Amber

ENDURA® CLASSIC CASCADE | Contemporary aluminium luminaires with amber or clear colored glass diffusor



### Areas of application

- Building facades
- Patios, balconies
- Pathway lighting
- Driveways

### Product benefits

- High flexibility in the choice of the light source thanks to E27 socket
- Easy and quick installation

### Product features

- Direct illumination
- Light cover material: glass
- Light cover appearance: amber or clear
- Housing material: aluminium
- Housing color: RAL 7016
- Type of protection: IP44



TECHNICAL DATA

Electrical data

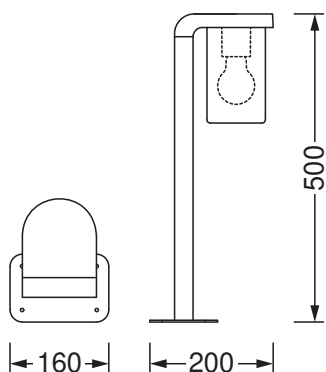
Nominal voltage	220...240 V
Mains frequency	50...60 Hz
Protection class	I
Operating mode	Mains voltage

Photometrical data

Photobiological safety group acc. to EN62778	RG1
Photobiological safety group acc. to EN62471	RG0

Dimensions & Weight

Length	200.00 mm
Width	160.00 mm
Height	500.00 mm
Product weight	1540.00 g



ENDURA CLASSIC CASCADE  
50CM E27 AMB

Materials & Colors

Product color	Dark gray
Housing color	Dark gray
Body material	Aluminum
Cover material	Glass
Mercury content	0.0 mg

## Application & Mounting

Type of connection	Terminal, 3-Pole (L, N, PE)
Type of protection	IP44
Protection class IK (shock resistance)	IK03
Dimmable	No
Mounting type	Surface
Mounting location	Ground
Application environment	Outdoor
With light source	No
Holder designation	E27

## Emergency lighting

Type of emergency light operation	Non-maintained
Luminous flux in maintained operation mode	-
Luminous flux in emergency operation mode	-

## Certificates & Standards

Standards	CE / EAC / UKCA
-----------	-----------------

## Additional product data

Product remark	Maximum bulb wattage: 25 W
Number of illuminants	1





## EQUIPMENT / ACCESSORIES

- Complete mounting and connecting accessories included
- No light sources included

## Safety advice

- All electrical connections must be made by a qualified person.
- Caution, risk of electric shock.
- Product in protection class I. All electrically conductive, metallic housing parts that can absorb voltage during operation or during maintenance in the event of a fault must be continuously connected to the protective earthing conductor.

## DOWNLOAD DATA

Documents and certificates	Document name
 User instruction / safety instructions	ENDURA CLASSIC CASCADE
 Legal information	Legal insert I-Outdoor
 Declarations of conformity	EC_ENDURA CLASSIC PIPE_ENDURA CLASSIC CASCADE
 Declarations of conformity UKCA	Fixed LUM without EMC

## LOGISTICAL DATA

Product code	Packaging unit (Pieces/Unit)	Dimensions (length x width x height)	Gross weight	Volume
4058075554290	Folding box 1	180 mm x 220 mm x 520 mm	1752.00 g	20.59 dm <sup>3</sup>
4058075554306	Shipping box 2	540 mm x 380 mm x 240 mm	4609.00 g	49.25 dm <sup>3</sup>

The mentioned product code describes the smallest quantity unit which can be ordered. One shipping unit can contain one or more single products. When placing an order, for the quantity please enter single or multiples of a shipping unit.

## DISCLAIMER

Subject to change without notice. Errors and omission excepted. Always make sure to use the most recent release.